



# ATS Messaging Management Manual

ATS Messaging Management Manual	
Document Reference:	ATS Messaging Management Manual
Author:	EUROCONTROL, Operations Group
Revision Number:	Version 17.1
Date:	11/09/2024
Filename:	ATS_Messaging_Management_Manual_v17_1.docx

## Document Control Log

<b>Edition</b>	<b>Date</b>	<b>Comments</b>	<b>section/pages affected</b>
0.1	Feb 22 <sup>nd</sup> , 2005	Integration of document from DEL1 and DEL2	all
0.2	March, 21 <sup>st</sup> , 2005	Inclusion of comments by AFSG OG-07-03 and AFSG PG-19 meetings Proposed issue for submission to AFSG/8	all chapters
0.3	March, 24 <sup>th</sup> , 2005	Minor editorial enhancements of Executive Summary and of section 2.2.7.8 (para 2) Reformatting of figures 2 and 3 Update of table of abbreviations (AMC, SADIS) Proposed issue for submission to AFSG/8	1, 2 26, 26, 48, 117, 91
1.0	May, 2 <sup>nd</sup> , 2005	Approval of edition 0.3 in the absence of comments at AFSG/8	
1.1	Feb 17 <sup>th</sup> , 2006	Refinement of user categories and integration of access rights (Appendix B), Re-ordering of the AMF-I function list, Alignment of the AMF-O function specification on the final AMC implementation specification, Minor modification of Statistics Update procedure, insertion of the detailed specification of statistics (Appendix C), Add procedure for the introduction of a COM Centre in the AMHS network, General editorial update to remove the notion that the AMC is a system to be implemented in the future	15-22, 114-121 26, 29-39 47, 62, 63, 65, 67, 68  92-93, 119-130  95-113  all chapters
1.2	March, 31 <sup>st</sup> , 2006	Integration of editorial comments by AFSG OG-08-03 and AFSG PG-23 meetings	
2.0	May, 4 <sup>th</sup> , 2006	Approval of edition 1.2 (in the absence of comments) at AFSG/9 for publication as edition 2.0.	
2.1	March, 8 <sup>th</sup> , 2007	Major editorial update consisting in the merging of material from CIDIN Management Manual to form a stand-alone manual and remove the notion of "companion documents". The main impacts are on: <ul style="list-style-type: none"> <li>• Introduction,</li> <li>• Overall framework,</li> <li>• AMHS Operational functions where the description of AFTN/CIDIN functions is</li> </ul>	3-4 6-28  47-71

<b>Edition</b>	<b>Date</b>	<b>Comments</b>	<b>section/pages affected</b>
		integrated within the description of AMF-O functions. Minor update of Appendix A to re-align on recent testing philosophy as reflected in EUR AMHS Manual. Editorial and limited technical update of Appendix C to reflect AFSG PG findings about statistical indicators.	105 125-131
2.2	April, 10 <sup>th</sup> , 2007	Editorial: in section 4.2.4, insertion of the missing word "identifying", section A.3.2.5: Deletion of the word "parallel" from the traffic description, to read "duplicated operational traffic", as a follow-up to the discussion in PG-27	65 116
3.0	May, 10 <sup>th</sup> , 2007	Approval of changes shown in edition 2.2 (in the absence of comments) at AFSG/10 for publication as edition 3.0. Addition of COM Centre Operators as Read-only users as per AFSG10/WP13 Formatting as ICAO Manual Integration of Attachment A regarding document change management procedure	All 20, 23 All
3.1	16/07/2007	Reformatting and structuring in line with the EUR AMHS Manual (ICAO EUR Doc 020) e.g. placing of sections and attachments, paragraph numbering (CP-AMMM-07-001)	All
3.2	19/03/2008	Incorporation of CP-AMMM-07-002 and CP-AMMM-08-001	B.2.1, B.2.2, 4.2.7
4.0	24/04/2008	Adopted version (AFSG/11)	
4.1	09/02/2009	Inclusion of sections regarding the specification of COM Charts, Path Function, Regions and Transfer Data between areas. Alignment on status of AMC application including Phase 2 functions and enhancements. Taking into account modified procedures with ICAO for address management. Alignment of AMF-I functions with terminology.  Inclusion of modified "COM Charts publication" procedure, transferred from ENRD Part I  Editorial improvements	4.3.11 to 4.3.14, 4.4.1.9, B2.2  5.1.8

<b>Edition</b>	<b>Date</b>	<b>Comments</b>	<b>section/pages affected</b>
4.2	16/03/2009	Inclusion of comments subsequent to the OG-11-03 meeting: Alignment of groups of functions on the way they are implemented in AMC application, including merging of network planning with network inventory; expanded description of miscellaneous functions.	Appendix D  Chapter 4
4.3	20/03/2009	Incorporation of editorial comments for presentation at AFSG/12.	all
5.0	22/05/2009	Adopted version (AFSG/12)	
5.1	22/03/2010	Incorporation of CP-AMMM-09-002 and CP-AMMM-09-003	5.1.4.1., Appendices D, E and F
6.0	17/06/2010	Adopted version (AFSG/14)	
6.1_1	21/10/2010	Incorporation of DR-AMMM-10-001, CP-AMMM-10-001	5.1.1.5, 5.1.3, 5.1.4.2, 5.1.5
6.2	26/11/2010	Removal of ICAO Doc 9739 (CAMAL) from Reference list due to lack of maintenance by ICAO	References
6.3	24/03/2011	Incorporation of DR-AMMM-10-002, CP-AMMM-10-002	D.1.1.2, 4.3.5.2, 5.1.5, D.3.1, D.3.2
7.0	14/04/2011	Adopted version (AFSG/15)	
7.1	19/03/2012	Incorporation of CP-AMMM-11-001	2.4.3, 5.1.5
8.0	26/04/2012	Adopted version (AFSG/16)	
8.1	28/03/2013	Incorporation of CP-AMMM-12-001	5.1.1.5, 1. Data Entry Phase
9.0	25/04/2013	Adopted version (AFSG/17)	
9.1	13/03/2014	Incorporation of CP-AMMM-13-001 Incorporation of CP-AMMM-13-002 Incorporation of CP-AMMM-14-001	4.3.6, 4.2.4.4 ff. D.5 A.3.3.1, A.3.3.4
10.0	10/04/2014	Adopted version (AFSG/18)	
10.1	25/03/2015	Incorporation of DR-AMMM-14-001  Incorporation of CP-AMMM-14-002	4.3.5.9, Figure 4, 5.1.1.4, 5.1.1.5, 5.1.4, 5.1.5 Table 9 in D.5.2

<b>Edition</b>	<b>Date</b>	<b>Comments</b>	<b>section/pages affected</b>
10.2	31/03/2015	Incorporation of CP-AMMM-14-003	4.1.1, 4.2.3, 4.3.5, 5.1.5
10.3	02/04/2015	Finalised version for presentation at AFSG/19	
11.0	23/04/2015	Adopted version (AFSG/19)	
11.1	04/03/2016	Incorporation of CP-AMMM-15-001  Incorporation of CP-AMMM-15-002	4.1.1, 4.2.3.10, 4.2.3.15, 4.3.5.2, 5.1.5 D.6.4
12.0	22/04/2016	Adopted version (AFSG/20)	
12.1	01/03/2018	Incorporation of CP-AMMM-16-01  Incorporation of CP-AMMM-17-01	Appendix A (all) 2.5.1.8, 2.5.2.6
13.0	26/04/2018	Adopted version (AFSG/22)	
13.1	08/01/2019	Incorporation of CP-AMMM-18-001  Incorporation of CP-AMMM-18-002  Incorporation of CP-AMMM-18-003	4.3.4, 5.1.1, 5.1.3, 5.1.4 2.5.1, 2.5.2, Table 2 Appendix B
13.2	18/02/2019	Incorporation of CP-AMMM-18-004, editorial refinements (comma, capitalisation etc.)	A.1.1 all
14.0	07/03/2019	Adopted version (AFSG/23)	
14.1a	18/11/2019	Incorporation of CP-AMMM-19-001 (editorial) Renaming of ICAO EUR AFSG to ICAO EUR AST TF according to COG/74&RCOG/11 Decision /4	All
14.2	11/02/2020	Incorporation of CP-AMMM-19-002 (Update of NACK processing)	5.1.4
15.0	12/11/2020	Adopted version (AST TF/01)	
15.1	23/09/2021	AMC Technology Upgraded version (removal of unused AMC functions), editorial enhancements (e.g. replacement ENRD by AMRD and others) (CP-AMMM-21-003)	all
15.2	04/10/2021	Incorporation of CP-AMMM-21-001 and CP-AMMM-21-002	2.5.1.2.4, 5.1.1.4 5.1.9
16.0	20/10/2021	Adopted version (AST TF/02)	

<b>Edition</b>	<b>Date</b>	<b>Comments</b>	<b>section/pages affected</b>
16.1	01/11/2022	Incorporation of CP-AMMM-22-001	2.5.1.5.2, 2.5.2.6.2, 3.2.1.1, 3.3.3.2
17.0	18/11/2022	Adopted version (AST TF/03)	
17.1	11/09/2024	Incorporation of CP-AMMM-24-001. (Inclusion of COM Centre Contingency information in AMC).	3.2.1, 3.3.3.2

## EXECUTIVE SUMMARY

This document is the ATS Messaging Management Manual. In this document, ATS Messaging refers to the integrated, heterogeneous messaging environment made of AFTN, CIDIN and AMHS.

This document was an outcome of the task resulting from the EANPG conclusion 45/10 in 2003, which stated the following:

*"CONCLUSION 45/10 – ATSMHS NETWORK MANAGEMENT*

*That EUROCONTROL be invited to consider extending the Common ICAO Data Interchange Network (CIDIN) Management Service (CMC) to provide ATS Message Handling Service (ATSMHS) off-line network management."*

It describes the framework in which the services of the ATS Messaging Management Centre (AMC) are provided to States/ANSPs in the EUR/NAT Regions, and, in a more limited manner, to States/ANSPs in other ICAO Regions, under control by the AFSG, which was replaced in 2019 by ICAO EUR AFS to SWIM Transition Task Force (AST TF) according to COG/74&RCOG/11 Decision /4. This framework is largely based on the earlier CIDIN Management framework and organisation.

After more than 20 years of CMC/AMC Operations the AMC Software required a technological upgrade in 2021 respecting the operational experience of the past decade in which more than 100 operational cycles were performed, thus supporting global AMHS implementation. So, a number of function which have become obsolete were removed in order to focus its functionality on Operations of the Global ICAO AFTN/AMHS network.

The Off-Line Management Functions are in support of States with AFTN, CIDIN and/or AMHS in operational service as well as for States in the process of implementing AMHS:

Operational Functions:

- Network inventory
- Routing management
- Address management
- AMHS User Capabilities management
- Miscellaneous functions
- Security management (for future development)

Followed by Implementation Support Functions:

- Implementation planning
- Helpdesk functions

The AMC procedures associated with the performance of the functions by Co-operating COM Centres (CCCs) and External COM Centres are described in the document.

The goal of the AMC in which the described functions are implemented is twofold:

1. the AMC facilitates the transition from CIDIN/AFTN to AMHS, particularly with its routing management function;
2. the AMC provides new tools in support of AMHS operation, address management and AMHS User Capabilities management, that will serve during transition and in the target AMHS network.

When States in the EUR/NAT Regions implement AMHS, transition is complex to manage and ill-coordinated actions create a risk for the overall ATS Messaging quality of service. It is therefore recommended that every State implementing AMHS in the EUR/NAT Regions should participate in AMC activities.

Furthermore, as address management is critical to the successful operation of ATS Messaging, every State implementing AMHS in the EUR Region must participate in the address management function of the AMC.

Due to the global nature of the ICAO AFTN/CIDIN/AMHS Network the ICAO HQ utilised the European ATS Messaging Management Centre (AMC) since its start of service and has encouraged all States to participate in AMC Operations and to follow the procedures (see [7] ICAO State Letter - Ref.: AN 7/49.1-09/34 from 14 April 2009).



# Table of contents

<b>1</b>	<b>INTRODUCTION .....</b>	<b>14</b>
1.1	SCOPE OF THE DOCUMENT .....	14
1.2	GOAL OF THE DOCUMENT .....	14
1.3	STRUCTURE OF THE DOCUMENT .....	15
<b>2</b>	<b>OVERALL FRAMEWORK FOR ATS MESSAGING MANAGEMENT .....</b>	<b>16</b>
2.1	WHY ATS MESSAGING MANAGEMENT HAS BEEN DEVELOPED.....	16
2.1.1	<i>History.....</i>	16
2.1.2	<i>The Co-operation base .....</i>	16
2.1.3	<i>The former management situation.....</i>	16
2.1.4	<i>The Need .....</i>	17
2.1.5	<i>The Centralisation of ATS Messaging Management .....</i>	18
2.2	THE ATS MESSAGING MANAGEMENT CENTRE .....	20
2.3	METHODOLOGY FOR THE DEFINITION OF REQUIREMENTS .....	20
2.3.1	<i>Off-line and On-line Management .....</i>	20
2.3.2	<i>Requirements Definition .....</i>	21
2.3.3	<i>Relation to OSI Systems Management .....</i>	22
2.3.4	<i>Functional groups.....</i>	22
2.3.5	<i>AMC Operator functions .....</i>	23
2.4	STRUCTURE OF THE ATS MESSAGING NETWORK IN THE AMC.....	23
2.4.1	<i>The Management Area.....</i>	23
2.4.2	<i>COM Centres .....</i>	23
2.4.3	<i>AMHS Management Domains .....</i>	24
2.5	AMC PARTICIPANTS (AMC USERS) .....	25
2.5.1	<i>Participants.....</i>	26
2.5.2	<i>Administrative procedures and responsibilities.....</i>	29
2.5.3	<i>Organisation and relationships.....</i>	30
2.6	ATS MESSAGING MANAGEMENT FRAMEWORK.....	32
<b>3</b>	<b>AFTN / CIDIN / AMHS OPERATIONAL FUNCTIONS .....</b>	<b>33</b>
3.1	IDENTIFICATION OF AMF-O FUNCTIONS.....	33
3.2	DESCRIPTION OF FUNCTIONS .....	34
3.2.1	<i>Network inventory.....</i>	34
3.2.2	<i>Routing Directory (Routing management).....</i>	36
3.2.3	<i>Address management.....</i>	37
3.2.4	<i>AMHS User Capabilities management .....</i>	42
3.2.5	<i>COM Charts.....</i>	43
3.2.6	<i>Static Report.....</i>	43
3.2.7	<i>Static Report (updated data) .....</i>	43
3.2.8	<i>Miscellaneous functions .....</i>	44
3.2.9	<i>Security management.....</i>	45
3.3	FUNCTIONAL SPECIFICATIONS .....	46
3.3.1	<i>Conventions.....</i>	46
3.3.2	<i>Use of Data Areas.....</i>	47
3.3.3	<i>Network Inventory .....</i>	47
3.3.4	<i>Routing Management.....</i>	49
3.3.5	<i>Address management.....</i>	49
3.3.6	<i>AMHS User Capabilities management .....</i>	51
3.3.7	<i>COM Charts.....</i>	52
3.3.8	<i>Static Report.....</i>	52
3.3.9	<i>Static Report (updated data) .....</i>	52
3.3.10	<i>Miscellaneous functions .....</i>	52
3.3.11	<i>Security management.....</i>	56
<b>4</b>	<b>AMHS IMPLEMENTATION SUPPORT FUNCTIONS.....</b>	<b>56</b>
4.1	IDENTIFICATION OF AMF-I FUNCTIONS .....	56

4.1.1	List of functions.....	56
4.1.2	Procedures associated with AMF-I functions.....	57
4.2	DESCRIPTION OF FUNCTIONS .....	58
4.2.1	AMHS Implementation planning .....	58
4.2.2	Helpdesk functions.....	58
4.3	FUNCTIONAL SPECIFICATIONS .....	60
4.3.1	Conventions.....	61
4.3.2	AMHS Implementation planning .....	61
4.3.3	Helpdesk functions.....	61
4.3.4	Common Actions.....	63
<b>5</b>	<b>AMC PROCEDURES .....</b>	<b>63</b>
5.1	AMC OPERATIONAL PROCEDURES .....	63
5.1.1	General view .....	63
5.1.2	Network Inventory Update.....	66
5.1.3	Introduction of Global Routing in AMC .....	67
5.1.4	Routing Update.....	67
5.1.5	AMHS MD Register Update .....	72
5.1.6	Intra-MD addressing Update .....	76
5.1.7	AMHS User Capabilities Update .....	79
5.1.8	COM Charts update and publication procedure .....	81
5.1.9	Third Party Gateway Coordination of AMHS User Addresses Guidelines .....	85
5.2	AMC PROCEDURES (PUBLICATION).....	87
5.2.1	Document Publication .....	87
5.2.2	PDR Table Update.....	88
5.3	AMHS OPERATIONAL PROCEDURES.....	90
<b>ATTACHMENT A: CHANGE CONTROL MECHANISM OF THE ATS MESSAGING MANAGEMENT MANUAL.....</b>		<b>91</b>
A.1	PROCEDURE FOR DR .....	91
A.2	PROCEDURE FOR CP .....	92
A.3	TEMPLATE FOR DEFECT REPORTS / CHANGE PROPOSALS .....	92
<b>ATTACHMENT B: LIST OF ABBREVIATIONS .....</b>		<b>94</b>
<b>A. APPENDIX A – PROCEDURE FOR THE INTRODUCTION OF A COM CENTRE IN THE EUR/NAT AMHS NETWORK.....</b>		<b>98</b>
A.1	SCOPE AND GOALS OF THE PROCEDURE .....	98
A.1.1	Scope of the procedure .....	98
A.1.2	Target AMHS network.....	99
A.1.3	Qualitative objectives .....	99
A.2	GENERAL PROCEDURE DESCRIPTION .....	99
A.2.1	Terminology.....	99
A.2.2	Structure of the procedure.....	100
A.2.3	Pre-requisite tasks .....	101
A.2.4	Iterative tasks to be performed with every other AMHS COM Centre.....	101
A.3	DETAILED DESCRIPTION OF THE ITERATIVE TASKS .....	102
A.3.1	Task T1: Implementation of lower layer connectivity.....	102
A.3.2	Task T2: Bilateral testing .....	103
A.3.3	Task T3: activation of an operational AMHS connection .....	104
A.3.4	Task T4: Progressive migration of traffic flows .....	104
A.3.5	Task T5: deactivation and deletion of the former CIDIN/AFTN connectivity .....	106
A.4	ILLUSTRATION OF TASK 4 STEPS.....	107
<b>B. APPENDIX B – DETAILED ACCESS RIGHTS FOR EACH USER CATEGORY .....</b>		<b>111</b>
B.1	MODEL FOR ACCESS RIGHTS SPECIFICATION .....	111
B.1.1	Groups of AMC functions.....	111
B.1.2	Definition of access right categories.....	112
B.2	ACCESS RIGHTS TO EACH FUNCTION/SUB-FUNCTION BY USER CATEGORY .....	113
B.2.1	Principles for user access.....	113

B.2.2	Detailed specification of access rights.....	114
<b>C.</b>	<b>APPENDIX C – APPENDIX REMOVED.....</b>	<b>120</b>
<b>D.</b>	<b>APPENDIX D – DESCRIPTION OF AMC CSV FILES .....</b>	<b>121</b>
D.1	CSV FORMAT .....	121
D.1.1	General.....	121
D.1.2	Identification Line.....	121
D.1.3	Header Line .....	123
D.1.4	Data Lines.....	123
D.1.5	Naming of AMC CSV files .....	123
D.2	AMHS MD RELATED FILE (MD LOOK-UP TABLE).....	123
D.2.1	Relation to Doc 9880– Part II.....	123
D.2.2	Representation of the MD look-up table entry types in the AMC.....	124
D.2.3	Structure of the related AMC CSV file (Version 1.1).....	125
D.3	AMHS CAAS RELATED FILE (CAAS LOOK-UP TABLE) .....	126
D.3.1	Relation to Doc 9880– Part II.....	126
D.3.2	Representation of the CAAS look-up table entry types in the AMC .....	127
D.3.3	Structure of the related AMC CSV file (Version 1.1).....	128
D.4	AMHS USER ADDRESS LOOK-UP TABLE OF INDIVIDUAL USERS .....	129
D.4.1	Relation to Doc 9880– Part II.....	129
D.4.2	Representation of the User Address look-up table entry types in the AMC.....	129
D.4.3	Structure of the related AMC CSV file (Version 1.1).....	129
D.5	AMHS USER CAPABILITIES RELATED FILE (AMHS USER CAPABILITIES MANAGEMENT).....	130
D.5.1	Relation to Doc 9880– Part II.....	130
D.5.2	Representation of the User Address related capabilities.....	131
D.5.3	Structure of the related AMC CSV file (Version 1.2).....	133
D.6	ROUTING TABLE RELATED CSV FILES (AFTN, CIDIN AND AMHS) .....	135
D.6.1	Relation to AMRD Part 1 – Documentation .....	135
D.6.2	Structure of the AFTN Routing Table related AMC CSV file (Version 1.1) .....	135
D.6.3	Structure of the CIDIN Routing Table related AMC CSV file (Version 1.1) .....	136
D.6.4	Structure of the AMHS Routing Table related AMC CSV file (Version 1.1).....	137
<b>E.</b>	<b>APPENDIX E – SHORT TERM PROCEDURES FOR GLOBAL AMHS ADDRESS COORDINATION.....</b>	<b>140</b>
E.1	INTRODUCTION .....	140
E.2	BACKGROUND ON GLOBAL AMHS ADDRESS MANAGEMENT IN THE SHORT-TERM USING AMC	140
E.3	SCOPE OF ENVISAGED AMHS ADDRESS CHANGES .....	141
E.4	ASSUMPTIONS RELATED TO THE PROCEDURES.....	141
E.4.1	Official interactions .....	141
E.4.2	Systems.....	141
E.4.3	Participants.....	142
E.5	PROCEDURE FOR MAJOR CHANGES .....	143
E.6	PROCEDURE FOR MINOR CHANGES .....	145
<b>F.</b>	<b>APPENDIX F – PRO FORMA FOR MODIFICATION OF AMHS MD IDENTIFIER AND/OR ADDRESSING SCHEME (MAJOR CHANGE).....</b>	<b>147</b>

## References

- [1] CIDIN Management Manual, 5<sup>th</sup> Edition, September 2006
- [2] SPACE Final Report, Version 1.0, dated December 2002, referenced SPACE/STNA/411/WPR/224
- [3] CIDIN CMC User Manual, Version 2.4, dated March 2004
- [4] CIDIN CCC User Manual, Version 2.4, dated March 2004
- [5] ICAO Document 9880, AN/466 – Manual on Detailed Technical Specifications for the Aeronautical Telecommunications Network (ATN) using ISO/OSI Standards and Protocols, Part II – Ground-Ground Applications – Air Traffic Services Message Handling Services (ATSMHS), First Edition – 2010
- [6] ICAO EUR Doc 020, EUR AMHS Manual, latest Version
- [7] ICAO State Letter - Ref.: AN 7/49.1-09/34 from 14 April 2009  
Subject: Management and update of air traffic service (ATS) message handling system (ATSMHS) address information

## Table of Figures

FIGURE 1: RELATIONSHIPS AMONG ORGANISATIONS.....	32
FIGURE 2: AMHS ADDRESS MANAGEMENT MODEL.....	41
FIGURE 3: SCHEMATIC REPRESENTATION OF THE THREE DATA AREAS .....	47
FIGURE 4: THE AMC PHASES.....	64
FIGURE 5: TASK SEQUENCING IN THE PROCEDURE.....	100
FIGURE 6: TASK T4 - COM CENTRES ADJACENT IN CIDIN OR AFTN - STEP1.....	107
FIGURE 7: TASK T4 - COM CENTRES ADJACENT IN CIDIN OR AFTN - STEP2.....	107
FIGURE 8: TASK T4 - NON-ADJACENT CIDIN OR AFTN COM CENTRES - STEP1 .....	108
FIGURE 9: TASK T4 - NON-ADJACENT CIDIN OR AFTN COM CENTRES - STEP2 .....	108
FIGURE 10: TASK T4 - NON-ADJACENT AMHS COM CENTRES - STEP1 AND 2 .....	109
FIGURE 11: TASK T4 - NON-ADJACENT AMHS COM CENTRES - AFTER STEP2.....	109
FIGURE 12: PROCEDURE TO HANDLE MAJOR AMHS ADDRESS CHANGES .....	144
FIGURE 13: PROCEDURE TO HANDLE MINOR AMHS ADDRESS CHANGES.....	146

## Index of Tables

TABLE 1: CHARACTERISTICS “OFF-LINE” AND “ON-LINE” .....	21
TABLE 2: STATUS OF PARTICIPANTS IN ATS MESSAGING MANAGEMENT .....	28
TABLE 3: “MATCH TYPES” IN A MD LOOK-UP TABLE.....	124
TABLE 4: MD LOOK-UP TABLE ENTRY TYPE DESCRIPTION .....	125
TABLE 5: EXAMPLES FOR DEFAULT ENTRIES (SINGLE ORGANIZATION-NAME ATTRIBUTE).....	127
TABLE 6: EXAMPLE PORTUGAL (MULTIPLE ORGANIZATION-NAME ATTRIBUTES).....	127
TABLE 7: EXAMPLE CHINA (MULTIPLE ORGANIZATION-NAME ATTRIBUTES).....	127
TABLE 8: ORGANIZATIONAL-UNIT-NAME TYPE DESCRIPTION.....	128
TABLE 9: CAPABILITY CLASSES AND CAPABILITY VALUES.....	132
TABLE 10: ABBREVIATIONS USED FOR BODY-PARTS CLASSES .....	133

## **Introduction**

### **.. Scope of the document**

... This document is the ATS Messaging (AFTN/CIDIN/AMHS) Management Manual. It is intended to give the reader all additional information necessary for an understanding of the integrated AFTN/CIDIN/AMHS Off-line Management as currently implemented including some information on future planning. It has been written for those performing management operations as well as those implementing and planning the procurement of ATS Messaging systems.

... In the context of this Manual, ATS Messaging Management refers to the "ATS Messaging part" of the AFS<sup>1</sup>, i.e. the integrated messaging environment made of AFTN, CIDIN and AMHS interconnected between themselves. Other AFS components, e.g. ATS speech communications or inter-centre communications (ICC), are considered out of the current scope of ATS Messaging Management.

... This integrated management is a combination of the CIDIN and AFTN Off-line Management previously implemented in the CIDIN Management Centre (CMC), and of AMHS Off-line Management Functions which justified the extension to the AMC concept.

... It is assumed that the reader is familiar with the AFTN and AMHS concepts as described in the relevant ICAO Manuals. A list of these is provided in the "References" section. Familiarity with AFTN/CIDIN and AMHS operational requirements, as well as with today's AFTN/CIDIN and AMHS network operation would also be useful.

... After more than 20 years of AMC Operations the AMC Software needs a technological upgrade respecting the operational experience of the past decade in which more than 100 operational cycles have been performed. So, a number of functions have become obsolete and are removed in order to concentrate the functionality on the daily operational business of the Global ICAO AFTN/AMHS network.

### **.. Goal of the document**

... The goal of this document is to be a self-contained description of ATS Messaging Management, describing and specifying:

- AMHS/ CIDIN/ AFTN Off-line Management Functions - Operations (AMF-O), and
- AMHS Off-line Management Functions - Implementation support (AMF-I),

that are implemented in the ATS Messaging Management Centre (AMC).

... Due to the progress of AMHS Implementation globally the former set of AMF-I functions was reduced and those functions having become obsolete are not included in the technological upgrade of the AMC Software.

---

<sup>1</sup> SADIS (Satellite Distribution System for Information relating to Air Navigation), On-Line Data Interchange (OLDI) and ICC (Inter-Centre Communications) / AIDC (ATS Inter-Facility Data Communication), although sometimes considered as "message-oriented", are not transferred using the AFTN / CIDIN / AMHS messaging networks. They are not in the scope of ATS Messaging Management as defined in this document.

... The AMF-O functions provide an essential tool to States that have AFTN and/or CIDIN and/or AMHS in operational use, in order to help managing the Regional ATS Messaging network, particularly during its transition from AFTN/CIDIN to AMHS.

... These functions will be operated by the AMC Operator and they will be used by various categories of users in ANSPs co-operating in ATS Messaging Management (both inside the EUR/NAT Regions and outside this area).

... Prior to the specification of the functions, the overall framework for ATS Messaging Management is defined. This framework is largely based on the former CIDIN Management framework and organisation as described in Chapter 3 of the CIDIN Management Manual. The reason is twofold:

- from an institutional and administrative viewpoint, the provision of AMHS Off-line Management is performed as an expansion to the CMC functions, as decided by the EANPG/45 meeting in 2003. After agreeing that "...EUROCONTROL be invited to consider expanding the CMC functions to provide an ATSMHS centralised off-line management service. This service should be available from the start of the deployment of ATSMHS in Europe and should function in the same administrative framework as the CIDIN management service.", this meeting made the following formal conclusion:

*"CONCLUSION 45/10 – ATSMHS NETWORK MANAGEMENT*

*That EUROCONTROL be invited to consider extending the Common ICAO Data Interchange Network (CIDIN) Management Service (CMC) to provide ATS Message Handling Service (ATSMHS) off-line network management."*

- from a technical and operational perspective, the AMHS implementation is defined as the way to replace the CIDIN and AFTN, which are now hit by obsolescence, with more modern technology. One of the main initial goals of AMHS Management is to facilitate transition from CIDIN/AFTN to AMHS. It is therefore logical that the concepts developed for CIDIN Management be adapted to also encompass AMHS and provide an integrated management service.

## **.. Structure of the document**

... Apart from the present introduction, this document comprises the following Chapters:

- Overall framework for ATS Messaging Management, which defines the concepts, terms and organisation that are used for the definition of ATS Messaging Off-Line Management Functions;
- AFTN / CIDIN / AMHS Operational Functions, which provides the identification of requirements, and a specification of AMF-O functions and associated procedures.
- AMHS Implementation Support Functions, which provides the identification of requirements, and a specification of the remaining AMF-I functions and associated procedures;

## **. Overall framework for ATS Messaging Management**

### **.. Why ATS Messaging Management has been developed**

#### **... History**

.... ATS Messaging Management was developed in two main phases:

- The CIDIN Management Centre (CMC) was first implemented to manage CIDIN and, to a lower extent, AFTN. Its operational service started at the end of 2001.
- When the AMHS implementation started in Europe, the need to expand the CMC functions to also cover AMHS was recognised and endorsed by the EANPG. Therefore from 2004 to 2006, the integrated ATS Messaging Management concept and the associated Management Centre were designed, encompassing AMHS, CIDIN and AFTN management. The ATS Messaging Management Centre (AMC) started its operational service at the beginning of 2007.

.... The framework for ATS Messaging Management reflects this phased implementation, which took place in parallel with the evolution of networking technologies in the ATS Messaging network in Europe.

#### **... The Co-operation base**

.... The need for the initial introduction of network management into CIDIN arises, at least partly, from the way CIDIN is traditionally operated. Following ICAO principles (derived from the operation of the AFTN), each State is responsible for the operation of its own COM Centre as dictated by ICAO SARPs and Technical Provisions, and in accordance with all resolutions for the Region. Any addressable unit (CIDIN exit centre) within the State must also comply with the SARPs and be reachable via the COM Centre. The same principles apply with the AMHS.

.... This operational philosophy is based on a high level of co-operation among States: this is one of the important characteristics of the AFTN/CIDIN/AMHS and an aspect which probably makes it unique in data networks.

.... However, this arrangement is not without its difficulties: any one State has a number of immediate neighbours with which it needs to co-ordinate intensively, but, in principle, it may need to co-ordinate also with any other State in the Region. This means that in a Region made up of  $n$  States, there will be a maximum of  $n(n-1)/2$  possible co-ordination relationships. The situation becomes even more complicated when relationships with neighbouring Centres in other Regions are considered.

#### **... The former management situation**

.... Considering the origins of CIDIN in the AFTN, long before the AMHS was developed, it is not surprising that techniques used for managing CIDIN have been adopted from the AFTN. Some features of these are:

- each Centre is operated independently with its own operations staff; there were formerly no formal network management procedures in operation except for the automatic procedures (such as selection of outgoing PVCs) contained in the CIDIN protocols;



- day-to-day operations were based solely on bilateral co-ordination between pairs of neighbouring States;
- network planning was performed by pairs or groups of the States concerned and subject to approval by ICAO Meetings (see next point);
- official network planning was performed in ICAO Regions, with a cycle time of the order of several months or one year;
- matters affecting more than one ICAO Region were co-ordinated between pairs or groups of States concerned; occasionally supra-regional planning meetings were held.

.... These points emphasise the co-operative nature of all planning and operational aspects of CIDIN: except for various administrative activities performed by ICAO, there was formerly no centralised co-ordinating, operating or management body for the network working on a daily basis.

### **... The Need**

.... The need for increased operational effectiveness in CIDIN was demonstrated by the following trends:

- increasing number of Centres co-operating in the EUR Region,
- increasing volumes of traffic and new applications,
- increasing cost-consciousness in the administrations operating COM Centres.

.... These trends indicated that the network management techniques taken over from the conventional AFTN were no longer sufficient for CIDIN.

.... When compared with the conventional AFTN, CIDIN has a higher inherent network resilience due, amongst other things, to the following features:

- a procedure which allows any entry centre to ascertain whether a given exit centre is operational (exit address reachable) or not;
- the possibility of access to the AFTN from CIDIN via an alternate exit address in case the primary exit address is not reachable;
- the use of alternate outgoing PVCs in relay centres for relaying CIDIN packets on alternate routes if primary outgoing PVCs are not operational.

.... Considering the network trends described above, a need was apparent for network management functions to be implemented which operated in a time period longer than those listed above, but more frequently than the existing manual procedures.

.... This operational philosophy is based on a high-level of co-operation among States, which are each responsible for the operation of their own COM Centres as dictated by ICAO SARPs and Technical Specifications and in accordance with Regional resolutions. The basic principle of equal status among all States operating COM Centres is also recalled.

.... Overall, this co-operation principle is not to be altered by the introduction of AMHS in conjunction with AFTN and CIDIN, and as a progressive replacement for these technologies. Various options for the institutional framework of AMHS implementation and operation in

Europe were examined by the SPACE project. The outcome of this study was SPACE Recommendation 1, which states that *“There is a consensus to recommend the rapid implementation of the AMHS in a co-operative framework, with each ATSO operating as a national AMHS Management Domain, to ease the transition from the existing and obsoleting AFTN/CIDIN to the new AMHS technology”*. (ref. [2])

.... The introduction of CIDIN in Europe provided a higher resilient network than AFTN, but also introduced the need for new network management techniques, combining the centralisation of certain management functions with the traditional distributed day-to-day operation of the ATS Messaging network.

.... The reasons for introducing centralised off-line CIDIN management are in general applicable to AMHS, apart from those directly related to CIDIN-protocol specifics. The latter are also required in a combined AFTN/CIDIN and AMHS environment to smoothen transition.

.... Furthermore, whilst CIDIN was principally aimed at providing messaging network robustness and some increase in capacity, the introduction of AMHS brings both a solution to the AFTN/CIDIN obsolescence issue and a major expansion capability. This AMHS expansion capability encompasses several aspects such as a major potential capacity increase, as well as flexibility and openness for new types of traffic flows and of users.

.... This increased capacity, flexibility and functionality of AMHS is not without consequences on management, in the sense that it also introduces new requirements in terms of network management. A simple example is address management: the ability to introduce more flexibility in the user addressing scheme, that is made possible by the AMHS CAAS Addressing Scheme is balanced by the need to publish such flexible user addresses, by means of a more dynamic and frequent mechanism than the currently used ICAO documents (e.g. Doc 7910).

.... In summary, the rationale for introducing centralised AMHS Off-Line Management as an AMHS Common Facility for European States is very similar the reasons that led to the definition of CIDIN Management.

## **... The Centralisation of ATS Messaging Management**

### **.... The Status of COM Centres**

..... Because of the basic principle of equal status among all States operating COM Centres, no provision had previously been made for unique or special functions, including network management, to be performed at a specific place in the network: any function which is performed at one Centre could or should be performed at all Centres. This means that the former situation did not contain or even allow the presence of a non-distributed, i.e. centralised network management functions.

..... It must, however, be recognised that one of the reasons for the stability and robustness of the AFTN/CIDIN/AMHS is the very distribution of operational responsibility. Any introduction of non-distributed functions had to consider carefully the possibility of keeping distributed operational functions for stability reasons.

### **.... Arguments for Introducing Centralised Functions**

..... Some of the arguments which supported this approach are the following:

- Network management operations use a database describing the current configuration, alarms etc. Different management functions need to share this one common database which must be accurate for the whole network at all times. It need not be implemented

centrally and at one location but it must be seen, at least logically, as one "central", monolithic set of data.

- Network management operations can only give network-wide, optimal results when it is in a position to "view" and "have control" of the whole network. This means that the data available to it must relate to the whole network and any other controlling instance must be tightly coupled with it.
- The communication paths between elements in the network and a Management Centre (star configuration) are far simpler to operate than a situation in which there is a set of many-to-many relationships. This is also true for communication relationships with other management domains (e.g. Regions).
- Specialised network management experience and equipment resources can be better utilised if they are located at one or at a few central sites. Also the growth of knowledge and experience is better because one central team remains aware of all network problems and their solutions.
- Management responsibility and the associated tasks are easier to define and monitor if they are centralised. The procedures involving operations personnel at different sites are easier to implement and are more robust if there is a management component in the network responsible for overall co-ordination.

..... The CIDIN management concept was therefore based, at least partly, on a centralised approach. This was a departure from the former situation in which each Centre in principle carried out the same functions.

..... Similar arguments also favour the centralisation of support functions. Because of

- the increasing numbers of CIDIN Centres becoming part of the network,
- the wealth of experience in implementing the network which is continually being built up and
- the need for new network participants to be able to take advantage of this experience,

a centralisation of support functions also appeared desirable.

#### .... **The impact of AMHS introduction**

..... The basic principle of equal status among all States operating COM Centres is obviously maintained in an integrated AFTN/CIDIN/AMHS environment. However, a certain degree of centralisation is also introduced in AMHS through the concept of "Common Facility" defined by the SPACE project.

..... SPACE considered that in addition to the individual State's task to implement and operate a national AMHS system, the overall AMHS transition plan in Europe also includes *"implementation tasks for Common Facilities, that are explicitly dependent on collective efforts of States, and which benefit the overall community of co-ordinating States or ATSOs in the considered [geographical] area"*. (ref. [2], Executive Summary section 6).

..... Although an AMHS Common Facility is not necessarily centralised, among the nine Common Facilities defined by SPACE (ref. [2], Executive Summary section 6), many of them should be by nature centralised. The AMHS Off-line Management Centre is one of these, and several other facilities might be included or are, as a minimum, related to AMHS Management:

1. the afore-mentioned AMHS Off-line Management Centre,
2. Directory Services,
3. Regional Helpdesk,
4. Regional XMIB (Cross-Domain Management Information Base) Service,
5. Testing and Training Facility.

..... Items 1 and 3 above are considered as directly in the scope of AMHS Off-Line Management Functions, and consequently in the scope of the ATS Messaging Management as currently defined. Items 2 and 4 are definitely in the scope of AMHS Management, but more “on-line” related. The Testing and Training Facility, although related to AMHS Management, is not in the scope of the present activity.

..... In summary, the centralisation of management functions which was introduced by CIDIN Management is reinforced with the introduction of AMHS Management.

## **.. The ATS Messaging Management Centre**

... In the situation described in section ..., Management operations have been organised by the former AFSG Operations Group, now AST OG, mainly using manual techniques. The centralised point of co-ordination was the “focal point”. With the introduction of more automatism and system support, the need for centralising has increased.

... The entity where unique management functions are carried out is called the "ATS Messaging Management Centre", AMC. It is made up of two components:

- the ATS Messaging Management operating position, manned by the “AMC Operator” and
- systems for maintaining the central repository of network information, for performing automatic functions and for communication. They are called "AMC Systems" and they are under the responsibility of EUROCONTROL.

... When implementing certain management functions at a single site (or a small number of sites), the risk associated with centralisation (value of the data stored, importance of system availability, high reachability by users) had to be addressed.

## **.. Methodology for the definition of requirements**

### **... Off-line and On-line Management**

.... A basic principle underlying the structure of ATS Messaging management is the distinction between the two groups of functions designated as "off-line" and "on-line" management functions. On-line management refers to functions that shall be executed in a short time period in order to maintain the level of service required from AMHS/CIDIN/AFTN. This necessitates the rapid exchange of management information between COM Centres and the ATS Messaging Management Centre.

.... Off-line functions do not need to be executed in a short time period. These relate to medium and long-term requirements and include, e.g., collection and processing of information

from COM Centres (inventory, etc.) and preparation of configuration proposals (capacity and routing). Provision of technical support (certification, consultancy, etc.) is also included in off-line management.

.... The terms “off-line” and “on-line” are used to classify two separate groups of functions. The following table summarises the distinction with respect to a number of characteristics.

characteristic	off-line	on-line
computer-to-computer connections between ATS Messaging Management Centre and COM Centres?	not applicable	essential
human intervention in the “management loop” between management centre and COM Centres?	yes	in transition phase and in exceptional circumstances
new application software to be implemented in COM Centres?	not essential	essential
operational time constraint	no time-critical functions	some time-critical functions
degree of technical sophistication	relatively simple	more complex
period of operation	office hours	7 days / 24 hours
order of implementation	to be implemented first	implementation only after off-line functions have been in operation

**Table 1: Characteristics “off-line” and “on-line”**

.... The current implementation of ATS Messaging Management includes only off-line management functions. On-line functions may be designed and implemented in the future.

### **... Requirements Definition**

.... The design and implementation of CIDIN Management, in the first instance, and then of the integrated ATS Messaging Management has been and will continue to be "driven" by an analysis of network management requirements. The requirements definition contained in this document has been derived from:

- Version 1.0 of the CIDIN Management Manual, for which information had been collected via a questionnaire,
- investigations of further developments in CIDIN Management after that initial document was published, which were documented in subsequent versions of the CIDIN Management Manual,
- investigation of how Management requirements evolve when AMHS is introduced in the network,

- considerations made during the CMC operation,
- considerations made during AMC implementation, and
- AMHS operational experience gathered up to now.

.... The method for defining requirements has consisted of the following steps:

- creation of an initial set of five functional groups which should cover all activities in the context of CIDIN Off-line Management, addressing operational support. This was expanded upon introduction of AMHS Management,
- as part of this expansion process, creation of an additional set of functions dedicated to AMHS implementation support,
- at each of these stages, survey of all network management activities and their assignment to the functional groups based on their commonality and use of the same data,
- high-level description of the functions within each group, and
- refinement of existing and creation of new requirements derived from experience gathered in AMHS Operations.

### **... Relation to OSI Systems Management**

.... OSI Systems Management classifies network management and administration functions in the following functional areas:

- configuration management
- fault management
- performance management
- security management
- accounting management

.... Currently only the first four of these are considered relevant to ATS Messaging. In ATS Messaging management as defined in this document, the emphasis is placed on configuration management, other areas being addressed to a lesser extent only.

### **... Functional groups**

.... Five functional groups gathering off-line management operational functions were initially defined as part of CIDIN Management:

- network inventory,
- network planning,
- routing management,
- statistics (not used operationally),

- support functions.

.... With the advent of AMHS Management, network planning was merged with network inventory, and the functional groups were complemented with:

- address management,
- AMHS User Capabilities management,
- miscellaneous functions
- security management (not implemented yet).

.... Another high level group of functions was introduced as part of AMHS Management, to serve the specific purpose of providing support to AMHS implementation activities. This set of functions was not structured using functional groups, and as a whole it is named "AMHS Management Functions - Implementation Support" (AMF-I).

### **... AMC Operator functions**

.... The functional groups listed above are those needed and accessible by the majority of users of the AMC. In addition to these functions, a set of restricted functions has also been defined to manage the overall operation of the AMC. These functions are named "AMC Operator functions" (privileged functions); in general they are not described in this document.

## **.. Structure of the ATS Messaging network in the AMC**

### **... The Management Area**

.... The geographical area within which the ATS Messaging Management Centre services are offered is primarily focused on the ICAO EUR/NAT Regions. Nevertheless, due to global nature of the ATS Messaging network, the use of AMC functions is required by all States / COM Centres in other ICAO Regions (see [7]).

.... Other ICAO Regions should consider providing a similar AMC function to support AMHS deployment within their Region.

.... In the AMC, the ATS Messaging network is represented as a set of Management Domains, each of them comprising one or several COM Centres. The notion of Management Domain is identical to the notion of AMHS Management Domain defined in the ICAO Manual on Detailed Technical Specifications for the ATN (ref. [5]). This representation is used for the high-level structure of management information in the AMC.

.... The global ATS Messaging network is represented in the AMC, with a different level of details depending on whether or not the COM Centre / AMHS MD belongs to the Management Area.

### **... COM Centres**

.... The COM Centres in the EUR/NAT Regions which participate in ATS Messaging management activities are called "Co-operating COM Centres", CCC. The descriptor "Co-operating" is a necessary part of this term because some Centres within the geographical area may choose not to participate in the management procedures defined here. The Management Area is defined to be the complete set of CCCs (and the links between them). Within the

management area, it is essential that all Centres “co-operate” for the purposes of ATS Messaging Management, i.e. adhere to the specifications contained in this document.

.... The COM Centres out of the EUR/NAT Regions which participate in ATS Messaging management activities by using the functions allowed to them are called "External COM Centres".

.... From a technical viewpoint, three categories of COM Centres are considered in ATS Messaging Management:

1. a CIDIN (and AFTN) COM Centre, is a well-known notion which will not be further detailed. The only point worth being emphasized here is that all CIDIN and AFTN-addressable units within the State must be reachable via the COM Centre. With decommissioning of CIDIN this kind of COM Centres will disappear;
2. an AFTN (only) COM Centre is a conventional AFTN Centre without CIDIN capability. The number of such Centres is already low and will further decrease within the considered geographical area due to AMHS implementation. However, outside the geographical area and at its boundaries, many COM Centres are within this category, but their number decreasing as well due to AMHS implementation. Again, all AFTN-addressable units within the State must be reachable via the COM Centre;
3. an AMHS COM Centre is a COM Centre in which AMHS is in operational use. The ATS Message Server included in the COM Centre is the "International ATS Message Server", which forms the boundary between national and international AMHS communications, as defined in SPACE (ref. [2] section 1.6). During the first stages of transition from CIDIN/AFTN to AMHS, AMHS COM Centres will in most cases maintain CIDIN and AFTN functionality, until all adjacent States have migrated to AMHS. For this reason, as far as ATS Messaging Management is concerned, an AMHS COM Centre will generally designate a COM Centre that simultaneously supports AMHS, CIDIN and AFTN, but not necessarily with the same communication partners.

.... It may be recalled at this stage that two sets of functions have been defined as part of AMHS Management:

- "AMHS Off-line management operational functions". The goal of these functions is to provide off-line support to the operation of AMHS COM Centres.
- "AMHS Off-line management implementation support functions". The main goal of these functions is to provide information regarding common implementation issues;

.... For easier referencing, these two sets of functions are abbreviated with the terms "AMF-O" (AMHS Off-line Management Functions - Operational) and "AMF-I" (AMHS Off-line Management Functions - Implementation Support). AMF-O functions also address CIDIN and AFTN Management.

.... It has to be noted that now all categories of COM Centres have to use the AMF-O as well as the AMF-I functions in the same manner.

## **... AMHS Management Domains**

.... In the AMHS environment, an AMHS Management Domain represents the whole set of AMHS systems and resources operated by a single organisation. Typically, an AMHS Management Domain corresponds to an ATS Message Server (“AMHS switch”), an



AFTN/AMHS Gateway (generally co-located with the CIDIN or AFTN COM Centre), and the ATS Message User Agents that are implemented as interfaces to AMHS direct users.

.... SPACE recommended *“the rapid implementation of the AMHS in a co-operative framework, with each ATSO operating as a national AMHS Management Domain”* (ref. [2], Executive Summary, section 5).

.... The general model for ATS Messaging Management is that of one Management Domain for each State in the Management area, in which the COM Centre includes an ATS Message Server. There can be one or several COM Centres in each AMHS Management Domain, and in the vast majority of cases there is one single COM Centre.

.... However, SPACE did also foresee that in some cases, a small number of States might group together, based on bilateral or multilateral discussions, to form a single Management Domain.

.... At present, all identified AMHS Management Domains are Private Management Domains (PRMDs) operating under the ICAO Administrative Management Domain (ADMD). The ATS Messaging Management framework could also be applicable in an ATS Messaging environment made of a combination of ADMDs and PRMDs, as long as no hierarchical difference is made between these domains, but this does not appear to be a likely scenario for future AMHS deployment.

.... An exception is the Private Management Domain ‘Europe’ (PRMD=EUROPE) which has been assigned to unify the AMHS addressing for European Services and Applications. The respective EU Location Indicators are published in ICAO Doc 7910, Section: EU – Europe (ICAORD). The AMC Operator is responsible for the maintenance of the tables related to the assigned and published EU Location Indicators (AFTN/CIDIN/AMHS Routing and Address Management).

## .. AMC Participants (AMC Users)

Two major groups of AMC participants are defined in ATS Messaging Management:

- The **AMC Operator** is a logical view of a group of individuals manning the AMC operating position. More generally, the term "AMC Operator" may be used for the organisation to which these individuals belong. Such an organisation may be a COM Centre, but this is not a mandatory requirement. The AMC Operator is responsible for overall operation of the AMC and of associated procedures;
- **AMC users**, which gather all the other groups of people accessing the AMC. The term "user" is general in nature and it is adopted to identify a person accessing the AMC without being necessarily bound by strict procedures. Conversely, the term Operators, as in "CCC Operators" defined in the section below, is used for people who deal with day-to-day operation and follow strictly the AMC procedures. The term "Operators" is reserved for such users in the documentation regarding the AMC. In general these users belong to a population composed of:
  - Personnel from COM Centres in the considered geographical area, i.e. either CCCs or External COM Centres;
  - Regional Focal Points elected by the COM Centres of their respective ICAO Region

- ANSP personnel implementing AMHS. They generally have a close relationship with COM Centre staff.

## ... **Participants**

### .... **CCC Operators**

..... The person representing a Cooperating COM Centre (a CCC) for purposes of ATS Messaging Management is the CCC Operator. From an administrative viewpoint the notion of CCC Operator is identical to the CCC to which this person belongs.

..... Since AMHS is going to be implemented in connection with existing CIDIN/AFTN Centres, a small number of assumptions/principles is proposed to classify the different categories of ATS Messaging Management users/participants:

- CCC Operators have their primary interest in AMF-O functions, even if AMHS is not yet in operation in their COM Centre;
- CCC Operators have access to AMF-I functions;
- an AFTN (only) COM Centre being entitled to be a CCC, it can also participate in AMHS Management provided that it obtains or has already obtained the status of CCC. It is not distinguished from a (CIDIN and/or AMHS) CCC for the analysis of ATS Messaging Management user categories.

..... CCC Operators are the main AMC user category for Operational functions.

..... The term CCC Operator equally applies to CCCs which have or have not yet implemented AMHS. It is also independent of the implementation of CIDIN or only of AFTN, combined or not with AMHS.

..... When States in the EUR/NAT Regions implement AMHS, transition is complex to manage and ill-coordinated actions create the risk of numerous message non-deliveries. The following recommendation is therefore made: **Every State implementing AMHS in the EUR/NAT Regions should participate in AMC activities.**

..... **Furthermore, as address management is critical to the successful operation of ATS Messaging, every State implementing AMHS in the EUR Region must participate in the address management function of the AMC.**

..... There should consequently be one CCC Operator + his/her backup for each ANSP (or State) in the EUR/NAT Regions operating AMHS.

### .... **External COM Centres**

..... In the context of the integrated ATS Messaging Management Centre, External COM Centres are COM Centres external to the EUR/NAT Regions. They are expected to be generally adjacent (from a telecommunications viewpoint) to at least one CCC, but this is not a mandatory criterion. External COM Centres that are "several hops away", in terms of AMHS connections, are entitled to be External COM Centres as far as the AMC is concerned.

..... The following criteria qualify a COM Centre outside the EUR/NAT Regions to become an External COM Centre:

- the COM Centre is adjacent to the EUR/NAT Regions in the AFTN; or

- the COM Centre supports (or actively plans to support) CIDIN operationally<sup>2</sup>; or
- the COM Centre supports (or actively plans to support) AMHS operationally.

..... Operators of External COM Centres are designated as “External COM Operators”.

..... External COM Operators are associated to External COM Centres, and thus to AMHS Management Domains. They are encouraged by ICAO HQ (see [7]) to participate to AMF-O functions (e.g., network inventory, address management, routing management). It is useful that they have access to AMF-I functions in the same way as users in the EUR/NAT Regions.

#### .... **Participating COM Centres**

..... Some COM Centres or AMHS Management Domains may wish to participate informally in AMC activities. Informally means that they would not directly input information into the AMC, neither as CCCs nor as External COM Centres, but they would rather submit information by ad-hoc means (fax, phone, e-mail, etc.) to the AMC Operator, who would enter this information in the AMC database. They are also expected to receive information they request from the AMC Operator, provided that such requests are limited in number and volume of data. They may be located either inside or outside the EUR/NAT Regions. They are represented in the AMC database in the same way as External COM Centres.

#### .... **Regional Focal Points**

..... As more COM Centres transition to AMHS operations, especially with the implementation of third-party gateways such as SITA, it is important that symmetrical routing is maintained for States outside of EUR.

..... As with Participating COM Centres, it may be that some COM Centres do not wish to participate fully in AMC Operations and instead allow their Regional Focal Point to do so for them.

..... The Regional Focal Point ideally originates from an ANSP COM Centre within their respective ICAO Region. They are granted the permission of COM Centres in their Region to perform CCC functions and propose routing changes on their behalf to the AMC Operator.

..... The Regional Focal Point will be assigned in AMC as an External COM Operator with multiple Com Centres.

#### .... **Read-Only Users**

..... It is also possible that other users distinct from CCC Operators, and External COM Operators may wish to have a limited access to some AMF-O and AMF-I functions. Such users would be personnel from ANSPs and ICAO CNS Officers. They cannot be formally involved in AMC procedures, so they would have only a viewing access to some of the AMC functions. They are denominated “Read/Only Users”.

..... Only people belonging to the following personnel categories shall be entitled to become Read-Only Users, subject to the accreditation procedures defined in section ...:

---

<sup>2</sup> In such a case it is often adjacent to, or a few CIDIN hops away, from the EUR/NAT Region.

- ANSP personnel involved in ATS Messaging activities;
- COM Centre Operators;
- EUROCONTROL personnel involved in ATS Messaging or AMC systems activities;
- CNS Officers in ICAO Headquarter or Regional Offices.

#### .... **Non-Participating COM Centres**

..... For completeness of the terminology, the term "Non-Participating COM Centre" is also defined. It identifies a State or COM Centre which is not involved in any way in AMC activities.

#### .... **Access to AMC functions by each user category**

..... The following table depicts the access to AMC functions which is available to each user category.

<b>user categories \ AMC functions</b>	<b>AMF-O functions</b>	<b>AMF-I functions</b>	<b>AMC Operator functions</b>
<b>AMC Operator</b>	yes	yes	yes
<b>CCC Operators</b>	yes	yes	no
<b>External COM Operators</b>	yes	yes	no
<b>Read/Only Users</b>	read-only access to some functions	read-only access to some functions	no
<b>Participating COM Centres</b>	indirect access to some functions through AMC Operator	indirect access to some functions through AMC Operator	no

**Table 2: Status of participants in ATS Messaging Management**

..... It should be noted that a distinct functional subset (and associated AMC user menu) is defined for each user category accessing some functions, as described in the above table. For example, External COM Operators do not have access to all AMC functions.

..... The accurate list of functions that can be accessed by each user category is provided as Appendix B, together with the description of the access rights model used for their specification. Any modification to this list shall be approved by AST TF or an AST TF working group prior to the opening of AMC services to its users.

## **... Administrative procedures and responsibilities**

### **.... General**

..... The responsibilities of a CCC Operator, an External COM Operator and of the AMC Operator are defined for each functional group in Chapters . and . of this Manual. In essence, these responsibilities consist in complying with the requirements expressed in the ATS Messaging Management Manual and in performing the tasks defined in the document.

..... To guarantee the confidentiality and integrity of data contained in the AMC database, it is necessary to grant access rights of a given user category only to people who are duly identified and have the right to view and/or modify such data. This process is called accreditation of users.

..... A procedure is defined hereafter for the accreditation of a user in each category.

### **.... Accreditation of CCC Operators**

..... The accreditation procedure which exists for CCC Operators is based on the State/ANSP sending a letter to EUROCONTROL, to designate the CCC Operator(s), and providing the details which will enable the Operator to be entered as a user in the EUROCONTROL portal.

### **.... Selection of AMC Operator**

..... A procedure also exists for the selection of the AMC Operator. It is based on a call for tender by EUROCONTROL to select the body (generally an ANSP) and persons who will be the AMC Operator (and his/her back-up). This selection process replaces the accreditation procedure.

### **.... Accreditation of External COM Operators**

..... Each External COM Centre shall be allowed to designate one External COM Operator + backup associated to its COM Centre.

..... For the case of such States, with whom there is not necessarily a direct contact yet established, the goal of the procedure is to make sure that only well-identified people with an appropriate level of responsibility are authorised to access the AMC. Support of the ICAO Regional Offices is needed in this regard as they maintain permanent contacts with the considered ANSPs.

..... The request to register the selected person as an External COM Operator shall be submitted to EUROCONTROL according to one of the following methods:

- by the ANSP of the COM Centre, at any time of the year. Such a request need to be validated as follows:
  - in a first stage the request is sent to the CNS Officer of the corresponding ICAO Regional Office, who ensures that the request is submitted by a due representative of the ANSP before endorsing the request;
  - the request is endorsed by the CNS Officer of the ICAO Regional Office, and then relayed to EUROCONTROL who accepts the request;
- by the representative of the State to the AST TF, taking the opportunity of the yearly AST TF meeting, for States outside the EUR/NAT Regions who participate in the meeting.

#### .... **Accreditation of Participating COM Operators**

..... Each Participating COM Centre shall be allowed to designate one Participating COM Operator + backup associated to its COM Centre.

..... For the case of such States, with whom there is generally not a direct contact yet established, the goal of the procedure is to make sure that the information received by ad-hoc means from the Participating COM Operator can be looked at with confidence that it reflects the decisions of the COM Centre.

..... Only well-identified people with an appropriate level of responsibility must be authorised to send information to the AMC Operator, as this information will be entered in the AMC database. Support of the ICAO Regional Offices is needed in this regard as they maintain permanent contacts with the considered ANSPs.

..... The request to register the selected person as a Participating COM Operator shall be submitted to EUROCONTROL according to the same methods as for External COM Centres and External COM Operators (see section .... above).

#### .... **Accreditation of Read-Only Users**

..... Concerning Read-Only users, the requirement for accreditation is related to the confidentiality of information in the AMC database.

..... The request to register the selected person as a Read-Only User shall be submitted to EUROCONTROL according to one of the following methods, at any time of the year, depending on the personnel category to which the person belongs:

- for personnel of ANSPs and COM Centre Operators in the EUR/NAT Regions:
  - by the CCC Operator of the COM Centre in the ANSP;
- for personnel of ANSPs and COM Centre Operators in other Regions: by the ANSP, at any time of the year, subject to endorsement by the ICAO CNS Officer of the considered Region;
  - by the Secretary of the AST TF for ICAO CNS Officers.

#### **... Organisation and relationships**

The general AMC organisation is based on a co-operation between ICAO and EUROCONTROL, in which:

- ICAO, through its groups and bodies, makes decisions and monitors the work and activities performed;
- EUROCONTROL is responsible for system development and implementation, and for the funding and management of the AMC operator contract.

#### .... **Bodies involved in ATS Messaging Management**

**EASPG                      European Aviation System Planning Group**  
**(former EANPG            European Air Navigation Planning Group)**

The EASPG is the Aviation System Planning Regional Group of the ICAO EUR Region.

**AFSG Aeronautical Fixed Service Group**, was replaced in 2019 by ICAO EUR AFS to SWIM Transition Task Force (AST TF) according to COG/74&RCOG/11 Decision /4.

#### **AST TF        AFS to SWIM Transition Task Force**

The AST TF is an EASPG contributory body established to pursue the tasks and issues related to the Aeronautical Fixed Service in support of the relevant ICAO Strategic Objectives.

One of the main tasks of the AST TF is the implementation planning and the operational oversight and management of the EUR/NAT AFTN/CIDIN/AMHS network (Aeronautical Fixed Telecommunication Network / Common ICAO Data Interchange Network / ATS Message Handling System). The AST TF co-ordinates the inter-Regional aspects of the task with corresponding bodies of adjacent Regions.

#### **OG        Operations Group**

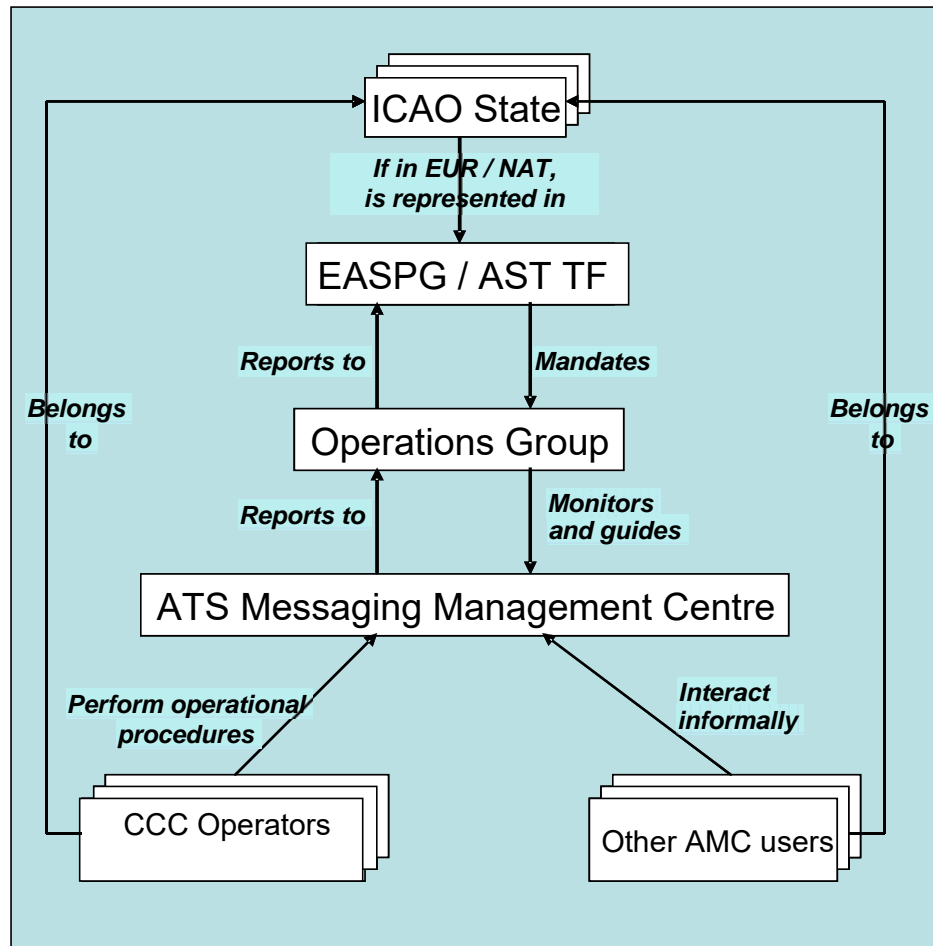
The OG is a working group of the AST TF.

The OG is responsible for the AFTN/CIDIN/AMHS operation in the EUR/NAT Region. It co-ordinates the operational activities between the COM Centres to ensure the continuous service of the network and it is responsible for ATS Messaging Management as well.

#### **EUROCONTROL**

In the context of ATS Messaging Management, EUROCONTROL is responsible for development and implementation of the AMC systems and funding the AMC Service. In this context, it also provides the technical support (AMC Systems) for the AMC and contracts the AMC Operator.

.....        The relationships between these bodies are as shown in Figure 1 below.



*Figure 1: Relationships among organisations*

## .. ATS Messaging Management framework

... The concepts defined above form the framework in which the ATS Messaging Management is implemented, for the management of the integrated AFTN/CIDIN/AMHS network.



## AFTN / CIDIN / AMHS Operational functions

### .. Identification of AMF-O functions

... The following functions are defined as part of AMF-O:

- **Network inventory:** the purpose of this function is to maintain in a central database information on the configuration of the ATS Messaging network including all of its relevant components. It provides information about each COM Centre in the Management Area. The provided information includes non-technical information, e.g. location, contacts for the COM Centre, system configuration data (functionality, connections, etc.) as well as planned changes in the connections and VCGs;
- **Routing management:** this function deals with the creation and distribution of AMHS, CIDIN and AFTN routing tables for all COM Centres in the Management Area. This function benefits greatly from the centralisation in AMC systems because routing has to be considered in the context of the whole network, and not just for individual COM Centres and their neighbouring Centres. The three routing tables are closely inter-related to each other, because changes in the AMHS routing impact AFTN and CIDIN routing during the transition from AFTN/CIDIN to AMHS, particularly at the boundary between the AMHS island and its adjacent CIDIN COM Centres;
- **Address management:** this function allows to manage and distribute three sets of information:

- **AMHS MD Register:** the ICAO Register of AMHS Management Domains, which is made of a table containing the list of agreed MD names and addressing schemes (CAAS or XF) for every State worldwide,

*Note.– Due to the use of the table (MD Look-up Table) for address conversion, the AMHS Management Domains without assigned Nationality Letters (e.g. like PRMD = SITA) are not listed in the respective exported CSV file 'AmhsMdRegister'.*

- **Intra MD Addressing:** a set of CAAS Look-up tables (or CAAS tables) with O/OU1 correspondence information, containing detailed addressing information for each State having selected the CAAS,
- **Intra MD Addressing:** a User Address Look-up table (or User Address table), for the support of addresses of AMHS Management Domains without assigned Nationality Letters;
- **AMHS User Capabilities management:** this function allows to manage and distribute information about the functional capabilities of an AMHS user. This function will be particularly useful when the AMHS expands to new functions and/or new message types (e.g. BUFR, security, extended service, etc.), to determine the capabilities of a message recipient before sending the message;
- **COM Charts:** this function provides a graphical view of the topology data included in the network inventory, i.e. the COM Centres and the connections between them. COM Charts are available for ICAO Regions in different formats.

- **Static Report:** this function provides the AMC data corresponding to the current operational configuration of the network. The Static Report is generated per ICAO Region and downloadable as PDF and/or Excel files. Due to the huge volume of data included in the AMC, the PDF Static Report is made of four different files corresponding to:
  - Network Inventory,
  - Routing Directory,
  - Address Management, and
  - AMHS User Capabilities.
- **Static Report (updated data):** this function provides all changes in the COM Centre configuration, which will occur at the next AIRAC date. The Static Report (updated data) is generated per ICAO Region and downloadable as PDF and/or Excel file.
- **Miscellaneous functions:** a number of functions are useful for efficient AFTN/CIDIN/AMHS operational management without being exclusively related to one of the main functions above. They can provide reference information entered by the AMC Operator for use by CCC Operators and External COM Operators (Regions, ANP locations, Bulletin board, AMC Operator details). This group also includes functions dedicated to data presentation using specific formats (e.g., Path Function, AIRAC Cycle);
- **Security management:** this function may include the implementation of a Public Key Infrastructure (PKI), allowing to manage and distribute keys and certificate information for AMHS users, certificate revocation lists (CRLs), etc. This is a pre-requisite to the introduction of secure AMHS, thereby enabling originating users to include message origin authentication and content integrity elements in their messages (by means of digital signatures) and recipient users to verify the corresponding signatures. Additional functions may also be included under the general function “security management”, such as publication of security alerts, etc.

*Note.– This function will not be deployed at this stage of the AMC project. It requires further study, and any requirements will be agreed by the AST TF before future implementation.*

## .. Description of functions

### ... Network inventory

.... This function provides inventory information about interconnected COM Centres. It is composed of six sub-functions:

- "Persons and Contacts", providing contact details for persons involved, at various levels, in the operation and management of the COM Centre;

Users with following “Personal Roles” shall be provided:

- Operator (for both CCC and External COM Centres), to identify the COM Centre Operator on duty,
- CCC Operator (for CCC COM Centres),

- Backup CCC Operator (for CCC COM Centres),
- External COM Operator (for External COM Centres),
- Backup External COM Operator (for External COM Centres),
- And any additional Roles relevant to particular COM Centre operations;

*Note: The “External COM Operator” is associated to an External COM Centre (All centres outside the EUR/NAT Region). He/she is encouraged to participate to AMF functions in the same way as the “CCC Operator” of a COM Centre in the EUR/NAT Region. (See sections 2.5.1 and 5.1.1.4).*

- "COM Centres", providing general information such as:
  - location, administrative status (Internal, External, etc.),
  - Region in which the COM Centre is located, COM Charts in which it is displayed,
  - **existence and type of COM Centre Contingency (None, Transparent, Non-transparent),**
  - general system functionality (Conventional AFTN, CIDIN/AFTN, ATS Message Server, AFTN/AMHS Gateway, etc.);
- "AFTN/CIDIN Capabilities", providing detailed configuration elements regarding CIDIN in the COM Centre, and addresses for the supported CIDIN applications;
- "AMHS Capabilities", providing the AMHS system description, including:
  - AMHS functional characteristics (profile), and/or gateway characteristics,
  - upper layer configuration details, including MTA Name, P-, S- and T-selectors, session mode, etc.,
  - lower layer capability (RFC1006 over TCP/IP, ATN, TP0 over X.25);
- "VCGs", providing an inventory of the Virtual Circuit Groups:
  - which are existing and established with Remote COM Centres with which CIDIN PVCs or SVCs exist;
  - for which updates are planned in relation with planned updates of CIDIN PVCs or SVCs, including details of the planned event (date, type of change, etc.);
- "Connections" with remote ATS Messaging systems, including details and bandwidth characteristics for implemented connections and planned updates of connections:
  - Supported ATS messaging protocol, AFTN, CIDIN or AMHS, including the various possible configurations for each of these (e.g. AFTN over X.25, CIDIN PVC or SVC, AMHS in various stacks – ATN or TCP/IP),

- ATN/CLNP, IP or X.25 network access, including address details, when applicable,
- link type, capacity and supplier,
- COM Centre Contingency information on a per connection basis to provide specific details on transparency and on actions to be taken by adjacent COM Centres. Example: 'Transparent', 'Reroute via alternate COM Centre', 'Reroute via Contingency COM Centre', etc.
- Additionally, for planned updates, details of the planned event (date, type of change, etc.).

.... Because of the principle of the data areas and of the ATS Messaging Management procedures, this function is part of the existing menu titles: "View Operational Data", "Enter Background Data", etc.

### **... Routing Directory (Routing management)**

.... This function provides routing information for the configuration of interconnected COM Centres including AMHS systems (ATS Message Servers and AFTN/AMHS Gateways), CIDIN and AFTN switches.

.... The Routing management function is one of the most important functions of the AMC, because it benefits greatly from the centralised nature.

.... Routing is complex in CIDIN/AFTN/AMHS because it has to be considered in the context of the whole network, not just for individual Centres and their adjacent Centres. In particular, the complexity comes from AFTN address mapping within the CIDIN (Destination Address – Ad – to Exit Address – Ax – relationship). Because of all of these reasons, changes in CIDIN/AFTN/AMHS routing tables have to be closely coordinated between CCCs as well as External COM Centres, with the support of the AMC.

.... AMHS routing, in the target architecture and topology defined by SPACE (see ref. [2], section 6.2.2 and SPACE Recommendation 5), is intended to be much simpler. In the "fully-meshed" topology that is intended between AMHS COM Centres in Europe, every Centre is adjacent to every Centre by means of a direct network connection and AMHS association. Direct routing can be achieved from any MTA to any MTA, although MHS/X.400 operates natively in "store-and-forward" mode.

.... However, this target architecture is an ideal view which will not be reached for a number of years. There are several key conditions that must be met before this can be achieved:

- availability of a pan-European seamless IP inter-network infrastructure,
- AMHS in operation in every European State,
- CIDIN/AFTN connections maintained only in Inter-Regional Boundary COM Centres.

.... In practice, transition to this target architecture is likely to be quite complex from a routing perspective, because of:

- restrictions in the physical connectivity (not fully meshed) that may enforce a store-and-forward usage of AMHS,

- inter-relation between AMHS routing and CIDIN/AFTN routing, at the boundary of the “AMHS Island”,
- phased implementation of AMHS by States in Europe.

.... Thus, it can be foreseen that each transition from CIDIN/AFTN to AMHS in a given State will require significant amendments in AMHS, CIDIN and AFTN routing tables not only in adjacent States but also in a number of other COM Centres. The Routing Management function of the AMC and the associated co-ordination procedures are particularly beneficial to the management of the amendments mentioned above.

.... The AMC Routing Management function is composed of three sub-functions, "AFTN Routing Table", "CIDIN Routing Table" and "AMHS Routing Table".

.... This sub-function provides for each technology implemented in each COM Centre, the adjacent COM Centre to which messages must be directed for each destination.

.... The possibility of alternate routing is included in the three “Routing Tables” sub-function.

.... Additional functions dedicated to the AMC Operator and related to Routing can be defined in the integrated ATS Messaging Management environment, taking into account the interconnected AMHS/CIDIN/AFTN network. These AMC Operator functions include:

- support to the update of AFTN and CIDIN routing tables when introducing a new AMHS COM Centre in the network,
- a potential support to the creation of AMHS routing tables.

### **... Address management**

.... This function is a key function among AMF-O. It is used in support of address conversion, which is itself critical to AMHS operation during transition from CIDIN/AFTN to AMHS.

.... It handles only AMHS management information, because CIDIN-specific addresses, and particularly Ae/Ax addresses are limited to a small number of addresses built upon the basis of well-known ICAO Location Indicators complemented with pre-defined suffixes. Thus, CIDIN address information is manipulated in Network Inventory but it does not require a specific function to be handled.

.... The following provides a little background information about AMHS addresses, to illustrate where the address management requirement exactly comes from, and what its implications are.

.... To send a message to an AMHS user, it is necessary to know either:

- its AMHS address, also known as OR-address in the X.400 terminology; or
- a directory name, that can be converted into its O/R address at some point in the transmission path, this operation being called address resolution. In AMHS, address resolution must be performed by the originating MTA or at least in the originating AMHS Management Domain, in compliance with the X.400 base standards (see X.400 clause 13.2).

.... In both cases, the accurate AMHS address and/or directory name of the recipient needs to be available to either the originating user, or to an AMHS system in the originating AMHS MD.

.... Such an AMHS address is composed of two parts:

- a global domain identifier, which is globally unique within ICAO and AMHS, and
- a set of “low level” address attributes, which uniquely identify the user within the considered MD.

.... The set of OR-addresses adopted for AMHS (direct and indirect) users within a given AMHS MD is called the *addressing plan* of the AMHS MD. Such an addressing plan should comply with one of the *addressing schemes* defined in Doc 9880, the *XF-addressing scheme* or the *CAAS addressing scheme* (see ref. [5], section 2.5.1.4).

.... The global domain identifier is under control by ICAO at a worldwide level, so as to ensure global uniqueness. The “low level” address attributes are under the full control of the AMHS MD to which the considered user belongs: if the MD decides to change the addresses of users within its MD, all users in other MDs sending messages to the considered MD must be informed of this situation (by means of Address Management) and, at the moment when the change is made, must start using the new user addresses when communicating with users in the considered MD.

.... The important point here is therefore that an address modification in one AMHS MD creates a requirement for originators (or gateways) and/or systems performing name resolution in all other AMHS MDs to use the modified address<sup>3</sup>.

.... Three sets of information, corresponding to three distinct levels of detail need therefore to be managed:

- the AMHS MD Register, which contains the list of agreed MD names and addressing schemes (CAAS or XF) for every State worldwide. In this table, there is one or several entries or rows for each AMHS Management Domain depending on the number of different Nationality Letters assigned to this AMHS MD.;
- a set of Intra MD Addressing CAAS tables, containing detailed addressing information for each State having selected the CAAS. This table, which is required for every State/AMHS MD having selected CAAS, contains a default entry (using an OU wild card) and potentially one entry (or row) for each ICAO Location Indicator<sup>4</sup> in the State if its O value differs from the one in the default entry;
- addressing information about AMHS users belonging to AMHS Management Domains without assigned Nationality Letters (Intra MD Addressing User Address table). In such a case, the stored data must allow the mapping between the AF-Address of the user and

---

<sup>3</sup> Redirection mechanisms may be used in the recipient MD, where the address modification has occurred, to help managing the transition period and correctly deliver messages still using the previous address. However this cannot be considered as a stable solution, it impacts performance and use of system resources. Ultimately message originators have to use the new (modified) address.

<sup>4</sup> As defined in ICAO Document 7910.

its full set of OR-address attributes. Additionally, a User short name, the identification of the user in its home network shall be provided.

.... Each entry in the AMHS MD Register consists of the following:

- the *name* of the State or Organization identified by the entry;
- the *Nationality Letters* (two letters) or a *designator* made of 2, 4, 5 or 7 characters found in AFTN addresses of users in the considered State/Organization, and enabling to unambiguously derive the AMHS MD to which such user addresses belong. This Nationality Letters/Designator element must be used as the index key to the Register as it uniquely identifies the entry in the Table;
- the global domain identifier of the Management Domain, made of three elements/columns, the *country-name attribute* (which normally always takes the value “XX”), *ADMD-name attribute* (which normally always takes the value “ICAO”), and the *PRMD-name attribute*, which takes the ICAO globally-unique value adopted by the considered MD;
- the *addressing scheme*, which identifies the scheme adopted by the considered AMHS MD. This element normally always takes either of the following values: “CAAS” or “XF”;
- the *ATN directory naming-context*, which is the element unambiguously identifying the ATN Directory sub-tree in which information regarding the considered MD will be found e.g., in the European Directory Service (EDS);
- a *comment*, which for CAAS MDs may include the cross-reference to the name of the detailed CAAS table.

.... This table provides a several-to-one relationship between Nationality Letters/designator and PRMD-name: several entries may correspond to the same AMHS MD (PRMD), depending upon the range of nationality letters, Location Indicators and segments of AFTN addresses that are needed to unambiguously associate an AFTN address to the corresponding AMHS MD.

.... A detailed CAAS table includes, for each AMHS MD, potentially:

- one entry for each Location Indicator belonging to the AMHS MD, which in a CAAS address is borne by the *organisational-unit-names* attribute (OU1),
- each entry also includes the associated geographical unit identification, grouping several Location Indicators, which in a CAAS address is borne by the *organisation-name* attribute (O).

.... A detailed User Address table contains all users of AMHS Management Domains without assigned Nationality Letters (e.g., of Third-party Service Providers) with the following details:

- the AF-Address (AFTN address indicator) assigned by the State or COM Centre responsible for the Nationality Letters used in this address;
- The *O/R Address* with all attributes according to the agreed addressing scheme (XF-like or CAAS like).



- the *User short name*, which represents the identification of the user in its home network, contains its address used in the home environment as assigned alias;

*Note.— The same rule for the User short name should apply in the AMHS User Capabilities management function, described in section ....*

Example:

The user's home network is SITA;  
User Short Name/alias should be based on the name given by the SITA network (SITA address).

AF-Address: LGAVAFLX

O/R address: /C=XX/A=ICAO/P=SITA/O=AFTN/OU1=LGAVAFLX

User Short Name/alias: ATH46XS.

.... The address management function is tightly related to the Nationality Letters and Location Indicators defined in ICAO Document 7910. Location Indicators can be viewed by all AMC users, using the "View ANP Locations" function under "Miscellaneous Functions". These data are taken from an external ANP database periodically updated with the electronic contents of each new Doc 7910 Edition. Furthermore, a local replication of this external database is maintained in the AMC, to ensure that a potential mistake in the Doc 7910 publication has no impact on operational data.

.... The address management function must enable:

- the gathering of information to be entered in the AMHS MD Register, Intra MD Addressing CAAS tables and Intra MD Addressing User Address table held in the AMC:
  - from States/AMHS MDs for information about States/AMHS MDs in the EUR/NAT Regions and in other ICAO Regions;
  - from ICAO Headquarters (or other ICAO Regional Offices) for information about States/AMHS MDs in the EUR/NAT Regions and in other Regions, including validation of changes when required;
  - a reverse information flow from the AMC to ICAO Headquarters for synchronisation;
- the publication of this information, for retrieval by CCC Operators and External COM Operators as an input to the configuration of the AMHS systems in their respective AMHS MDs.

.... In addition to the above requirement, depending on how it is implemented, the address management function might enable the publication of this information for retrieval by AMHS message originators with addresses of message recipients, potentially at each ATS Message User Agent. However, this aspect of the function is more related to directory functionality, and the provision of this service is not a direct part of the ATS Messaging Management. It is a part of the European Directory Service (EDS).

.... A model for gateway address conversion had been established by SPACE (see ref. [2], section 6.5.4). It made the assumption that the central repository of information, the ICAO Published Address Information (AI) would be managed directly by ICAO Headquarters and that information is exchanged directly between ICAO HQ and States/ANSPs.



.... Although technically valid, this model is not likely to be implemented by the ICAO HQ in a timeframe compatible with forthcoming AMHS implementations in the EUR/NAT Regions.

.... This situation had been anticipated by SPACE, (see ref. [2], section 7.2.1), which concluded that:

“In the EUR Region, [SPACE] recommended the creation of an Offline Management Centre to consolidate co-ordinate and distribute AMHS user address changes across the Region.”

.... This leads to a refined model for the global management of AMHS addressing information, which is represented in Figure 2.

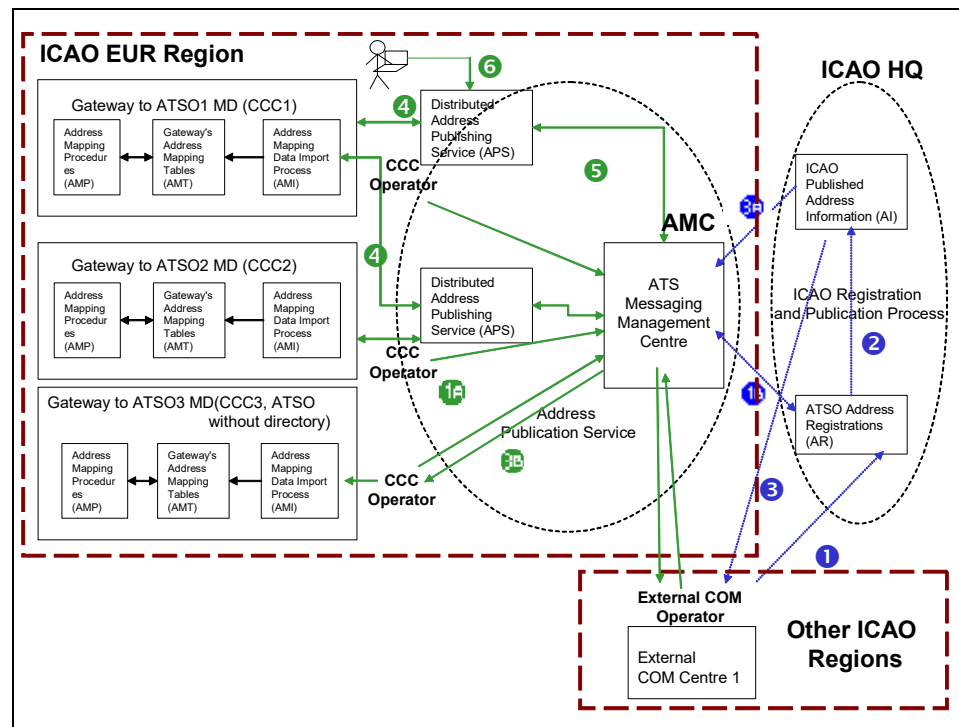


Figure 2: AMHS address management model

.... The procedures associated with this function include:

- the procedures needed to update, validate and manage the address information between the AMC Operator and the CCC Operators (i.e. a formal specification of arrows 1A, 3B, 5) / External COM Operators;
- the procedures needed to co-ordinate between the EUR AMC Operator and the ICAO HQ (i.e. a formal specification of arrows 1B and 3A in the model of Figure 2).

.... It may also be noted that SPACE recommended that "the Distributed Address Publishing Service (APS) be based on ATN Directory Services, [...] to be implemented at the earliest opportunity upon ANSPs' initiative, with the following principles:

- use of the directory scheme;

- *initial population of the Directory Information Base with the information distributed through the ICAO Registration and Publication process."*

.... This aspect is realised with the European Directory Services (EDS). This approach is nevertheless significantly different from the AMC technical implementation.

### **... AMHS User Capabilities management**

.... This function is exclusively related to AMHS, because individual CIDIN and/or AFTN users do not need to be handled by ATS Messaging Management.

.... The AMHS User Capabilities management function allows to manage and distribute information about the functional capabilities of an AMHS user. It will be particularly useful when the AMHS expands to new functions and/or new message types (e.g. BUFR, security, extended service, etc.), to determine the capabilities of a message recipient before sending the message.

.... The AMHS User Capabilities management function must enable:

- the gathering of information descriptive of AMHS User Capabilities, including:
  - from States/AMHS MDs for information about States in the EUR/NAT Regions and in other ICAO Regions;
  - from ICAO Headquarters (or other ICAO Regional Offices) for information about States in the EUR/NAT Regions and in other Regions;
  - a reverse information flow from the AMC to ICAO Headquarters for information about States in the EUR/NAT Regions;
- the publication of this information, for retrieval by CCC Operators as an input to the configuration of the AMHS systems in their respective AMHS MDs.

.... In addition to the above requirement, depending on how it is implemented, the AMHS User Capabilities management function, like the address management function, enables the publication of this information for direct retrieval by AMHS message originators when generating a message to its possible recipients, potentially at each ATS Message User Agent. However, this aspect of the function is more related to directory functionality, and the provision of this service is not a priority of the ATS Messaging Management.

.... With the adoption of the Operational Concept of the European Directory Service (EDS) and its introduction as Appendix G of the EUR AMHS Manual, the relevant co-operation between the EDS and the AMC was foreseen and an initial connection between the two was established.

.... It should be noted that the AMHS user capability function defined in ICAO Document 9880 based on ATN Directory Services and in line with ITU-T Recommendation X.400, was expanded to adapt the proven operational AMC procedures. A flexible assignment of the AMHS User Capabilities was introduced by usage of profile names.

.... The considered AMHS User Capabilities information comprises the direct as well as the indirect AMHS users and includes:

- the AMHS user OR-address and AF-address, as a reference and

- the following Capability Classes:
  - Body-parts (which includes the former capability elements as defined in ICAO Document 9880 like ‘maximum deliverable content length’ and ‘encoded information types – EITS’),
  - Address type,
  - IPM heading extensions,
  - Directory,
  - AMHS Security.

.... The composition of the resulting profile name is detailed in Appendix D, Section D.5.

### **... COM Charts**

.... The goal of this function is to provide a graphical view of the topology data included in the network inventory, i.e. the COM Centres and the connections between them. Several COM Charts are available, following the structure of ICAO Regions, but with the ability to also include more COM Centres, e.g. inter-Regional Boundary Gateway COM Centres for communication with the considered Region, and located in other Regions.

.... At any time, the COM Chart which is visible to AMC users represents the status of the current operational configuration of the network.

### **... Static Report**

.... This function provides the capability to download a set of PDF and/or Excel files containing, in a format suitable for printing (.pdf) or computer usage (.xls), the AMC data corresponding to the current operational configuration of the network.

.... Due to the huge volume of data included in the AMC, the PDF Static Report is made of four different files corresponding to the main functions of the AMC (AMF-O functions):

- Network Inventory,
- Routing Directory,
- Address Management,
- AMHS User Capabilities.

.... The Static Report is generated per ICAO Region.

### **... Static Report (updated data)**

.... This function provides the capability to download a PDF and/or Excel file containing, in a format suitable for printing (.pdf) or computer usage (.xls), the description of the COM Centres where changes will occur at the next AIRAC date, in the data related to the four functions in section ... above. The intended modifications are shown in red to enable a quick identification of the foreseen changes.

.... The Static Report (updated data) is generated per ICAO Region.

## **... Miscellaneous functions**

.... This section provides a description of a set of miscellaneous functions (naming highlighted by quotation marks) related to support, reference information and data presentation under specific or transverse formats.

.... The goal of the “View Bulletin Board” function is to facilitate communication between the AMC Operator and other AMC users. It enables users to see the bulletin board posted by the AMC Operator, to retrieve the e-mail address of the AMC Operator and to automatically create a blank e-mail to that address.

.... The “View AIRAC Cycle” function includes two sub-functions:

- a **View AIRAC Cycle** sub-function, showing the details of the current AIRAC cycle, and its splitting into five phases as described in section .. related to AMC procedures;
- a **View AIRAC Dates** sub-function, showing in calendar format AIRAC dates between any two dates specified by the user.

.... The goal of the “AMC Operator Details” function is to provide fully detailed contact information for the members of the AMC Operator Team, using the same format as for the COM Centre Persons and Contacts.

.... The “Path Function” calculates end-to-end paths in the integrated network, taking into account the routing in each network technology and the specified routes via gateways (AFTN to AMHS and vice-versa). It is closely related to the Routing management function, as it directly exploits the contents of a given set of routing tables.

.... The “Extended Path Function” generates a list of calculated end-to-end paths in the integrated network as performed in the “Path Function” above. As starting points (Source) and end points (Destination) of the routing calculation

- one COM Centre;
- all COM Centres of one ICAO Region; or
- all COM Centres registered in AMC

can be selected.

.... The “Convert AFTN Address” function calculates the AMHS Address (O/R Address) corresponding to a given AFTN Address taking into account the relations defined in the User Address table, the AMHS MD Register and CAAS table.

.... The goal of the “AFTN Country Code and AMHS PRMD” function is to support searching Address Management data by the following criteria: Nationality Letters, Global Domain Identifier, State Name, Addressing Scheme and ATN Directory Naming-Context. The result is listed in a corresponding table.

.... The goal of the “View ANP Locations” function is to serve as a reference for Locations used in the AMC. It provides a view of all locations known to the AMC, primarily coming from the current Edition of ICAO Document 7910, and imported into the AMC from an external EUROCONTROL reference database named “ANP database”. When needed for operational purposes, the AMC Operator also has the ability to create additional or modified ANP locations and territories. Such locations and territories are then qualified as “unofficial”, conversely to

imported records which are considered as “official”. An unofficial territory can also be used as an alternative to a country, if required.

.... The goal of the “Regions” function is to provide general information about each ICAO Region, including postal address of the Regional Office, ICAO persons and contacts and COM Centres associated with each Region.

.... The “Send E-mail to User Groups” function enables an AMC user to retrieve other AMC user details, including e-mail address, based on a filter including the COM Centre and user category. Filtered users can then be selected individually or as a whole, and a draft e-mail to the selected users can be created in a new local email agent window, subject to a number of conditions being fulfilled on the workstations (availability of MS-Outlook, etc.).

.... The “Archived Data” function enables an AMC user to retrieve Static Reports and COM Charts of previous operational cycles. Each Static Report and all corresponding COM Charts will be stored in the archive at the moment when becoming operational (transferred from Pre-operational Area to the Operational Area).

## **... Security management**

.... At present ATS Messaging security is mostly subject to procedural guidelines defined at the AST TF level, and no provisions have been included yet for the management of security functions and/or procedures in the ATS Messaging Management Centre.

.... The main goal of implementing security management in Off-Line management should be the provision of a Public Key Infrastructure (PKI) and high-level Certification Authority (CA) for ANSPs in the EUR/NAT Regions. SPACE identified that this is a pre-requisite to the introduction of AMHS security (see ref. [2], section 7.3.5) which is specified in ICAO Document 9880 as being based on digital signature mechanisms.

.... Not taking the opportunity of the existence of the AMC is likely to delay significantly the implementation of AMHS Security. It should be noted, however, that SPACE considered that the decision to implement AMHS Security would be a major decision from an institutional perspective (see ref. [2], section 7.3.5). At present, this decision has not been made yet at a European ICAO level. The AMHS Security Forum aimed at coordinating the implementation of AMHS Security in the European AMHS has not been formed either.

.... In this context, the present section describes the foreseen goal and scope of Security management function, when implemented in the ATS Messaging Management Centre. Such an implementation is not expected, however, to take place at the same time as other functions described in this document, but only at a later stage and after specific approval by AST TF. The development of detailed functional and implementation specifications are left for future study.

.... In parallel with the address management model depicted in Figure 2, a similar model could be established for security management, enabling security to be implemented both with States/ANSPs having implemented their own Certificate Authority (CA), and with States/ANSPs having not yet their own CA but relying upon the services of the Regional CA implemented in the ATS Messaging Management Centre. In doing so, the AMC would act as the root CA for the ICAO EUR/NAT Regions.

.... The security management function should enable:

- the allocation of CA certificates and associated key pairs to Certification Authorities established by national ANSPs in the EUR/NAT Regions,

- if required, the allocation of user certificates and associated key pairs to individual users in national ANSPs in the EUR/NAT Regions,
- the creation and distribution of certificate revocation lists (CRLs).

.... From a technical perspective, allocating certificates as part of this function requires that owners of certificates are also managed, i.e. CAs and more important, AMHS users if certificates are specifically granted to individual users.

.... This function may be further complemented with other sub-functions related to security management. Security management encompasses many fields, which are not currently envisaged as being dealt with by the ATS Messaging Management Centre. As an example, such other functions could be:

- the management of security aspects over the underlying IP infrastructure,
- the establishment and operation of security provisions at a procedural level,
- the provision of AMHS-related (or non-specific) computer emergency alerts and advisory services,
- etc.

.... Procedures associated with security and CA management are critical, from a technical and legal perspective, to ensure that the security policy is met by the implemented solutions.

.... The access rights to this function may need to be managed separately, due to its specific nature. This will need to be determined at an early stage of the specification and development of security management, for appropriate structuring of the application.

## .. Functional specifications

### ... Conventions

.... In this chapter, titles of level 3 sections (e.g. 3.3.2, 3.3.3 etc.) identify functions (e.g. "Network inventory"), which are at the lowest level in the menu.

.... Words in bold identify the name of **sub-functions**.

.... Actions corresponding to buttons to be clicked are identified by a word in capital letters, e.g. CREATE.

.... Formal procedures are also identified by their name in capital letters, but which can span over several words, e.g. INVENTORY UPDATE.

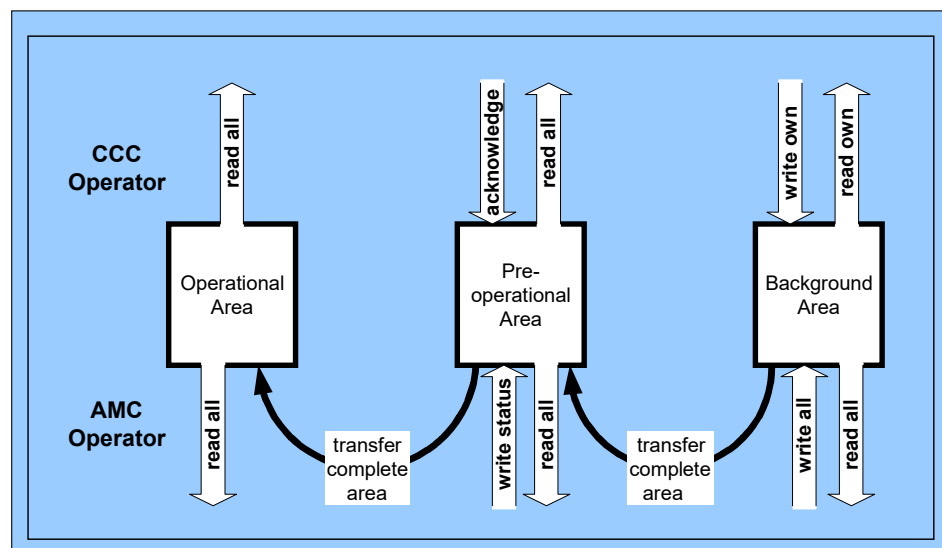
.... Formally defined information elements are identified in italics, such as (PDR) *title*. The name of the element can be local to the function.

.... The use of a "shall" statement denotes a formal requirement implemented in the AMC as part of AMF-O, when the AMC application is developed.

## ... Use of Data Areas

.... In the AMC implementation the concept of “data areas” is defined, as a means of helping to specify the services provided by the system and the procedures to be used with it:

- the Operational Area contains the "published" data. Everything in it can be read by all users and modified by none;
- the Pre-Operational Area is a set of data being prepared by the AMC Operator which can then be transferred by him as one consistent set to the Operational Data Area. This is the only way in which the operational data area gets changed. The data in the Pre-Operational Area is accessible by CCC Operators as data in preparation for becoming operational. It is managed by the AMC Operator but is not manipulated by him there. Instead, he will copy validated data from the Background Data Area (see below) to the Pre-Operational Data Area;
- Data gets manipulated in the Background Area. The AMC Operator can manipulate it all; each CCC Operator / Ext. COM Operator can read and manipulate only his "own" data. The database system prevents records from being updated simultaneously by more than one user.



*Figure 3: Schematic representation of the three Data Areas*

## ... Network Inventory

.... This function shall provide:

- the capability for a CCC Operator / Ext. COM Operator to declare modify network inventory information related to his COM Centre,

- the capability to view network inventory information from other COM Centres.

.... This function shall include:

- a **Persons and Contacts** sub-function to provide details about the persons in charge of the COM Centre operation and management,

Following information shall be included:

- One user with Personal Role: “Operator”, First name: “COM Centre”, Surname: “H24” with E-Mail, Phone and AFTN fields (Com Centre SVC Address) fulfilled (for both CCC and External COM Centres),
  - One user with Personal Role: “CCC Operator” with First name, Surname, E-Mail, and Phone fields fulfilled (for CCC COM Centres),
  - One user with Personal Role: “Backup CCC Operator” with First name, Surname, E-Mail, and Phone fields fulfilled,
  - One user with Personal Role: “External COM Operator” with First name, Surname, E-Mail, and Phone fields fulfilled (for External COM Centres),
  - One user with Personal Role: “Backup External COM Operator” with First name, Surname, E-Mail, and Phone fields fulfilled,
  - And any additional users relevant to particular COM Centre operations;
- a **COM Centres** sub-function to provide general information about the COM Centre, including the existence (transparent or non-transparent) or not of COM Centre Contingency.
  - an **AFTN/CIDIN capabilities** sub-function to provide AFTN/CIDIN system description,
  - an **AMHS capabilities** sub-function to provide AMHS system description,
  - a **VCGs** sub-function to describe details of CIDIN Virtual Circuit Groups including details of planned VCGs (for COM Centres with CIDIN capability only),
  - a **connections** sub-function to describe AFTN, CIDIN and AMHS connections details as well as details about planned connections and information on actions to be performed by the connected COM Centres in COM Centre Contingency situation where applicable.

.... Actions associated with this function for CCC Operators / Ext. COM Operators, depending on the considered sub-function and data area, shall be View, CREATE, MODIFY, DELETE and REPORT.

.... The AMC Operator actions shall be identical to CCC Operators’ or Ext. COM Operators’ actions. Additionally, the AMC Operator shall have the right to MODIFY data submitted by CCC Operators and Ext. COM Operators, before using the Transfer Data between Areas group of functions.

.... The INVENTORY UPDATE procedure defined in section ... shall be used.



## ... Routing Management

.... This function shall provide:

- the capability for the AMC Operator to prepare and propose recommended routing tables for all COM Centres in the Management Area,
- the capability for the External COM Operator to prepare and provide own routing tables for all COM Centres under his responsibility,
- the capability for CCC and External COM Operators to inspect and acknowledge routing tables for their COM Centres, and to view and download proposed or released routing information for all COM Centres.

.... This function shall include:

- an **AFTN Routing Table** sub-function, which contains all AFTN routes from each COM Centre, including internal routes to an AFTN/AMHS Gateway,
- a **CIDIN Routing Table** sub-function, which contains all CIDIN routes from each COM Centre supporting CIDIN operationally,
- an **AMHS Routing Table** sub-function, which contains all AMHS routes from each COM Centre supporting AMHS operationally, including internal routes to an AFTN/AMHS Gateway,
- an **Acknowledgement** sub-function present only in the Pre-Operational Area.

.... The External COM Operator shall have the right to View, CREATE, MODIFY, DELETE, REPORT, EXPORT, IMPORT, SUBMIT and CANCEL data belonging to the routing tables of his responsibility in Background Area.

.... In the Pre-Operational and in the Operational areas, actions associated with this function for CCC and External COM Operators shall be View, REPORT and EXPORT.

.... In the Pre-Operational Area, the Acknowledgement sub-function shall include the actions MODIFY, SUBMIT and CANCEL for CCC and External COM Operators.

.... The AMC Operator, depending on the considered data area, shall have:

- the right to View, CREATE, MODIFY, DELETE, REPORT, EXPORT, IMPORT, SUBMIT and CANCEL data belonging to each of the **routing tables**,
- the possibility to “Manage Background Data” and in particular the usage of the **Routing Matrices** function,
- the usage of the **Transfer Data between Areas** group of functions.

.... The ROUTING UPDATE defined in section ... shall be used.

## ... Address management

.... This function shall provide:

- the capability for a CCC Operator / Ext. COM Operator to declare modification of address information related to its AMHS Management Domain,
- the capability to view and download address information from other AMHS Management Domains.

.... This function shall include:

- an **AMHS MD Register** sub-function, which contains all MD information registered by ICAO Headquarters,
- an **Intra-MD Addressing** sub-function, which contains:
  - the CAAS addressing information: For each MD which implements the CAAS, the Intra MD Addressing CAAS table shall contain at minimum the “Default Entry” (Organisation-name attribute associated to one ICAO Location Indicator which consists of the Nationality Letters plus the wild card character(s) ‘\*’, see also Appendix D, Section D.3). For MDs which implement the XF addressing scheme the table shall be empty,
  - all user addresses of AMHS Management Domains without assigned Nationality Letters (Intra MD Addressing User Address table).

.... Procedures associated with these sub-functions shall be:

- The AMHS MD REGISTER UPDATE procedure which allows the AMHS MD parameters (PRMD-name, etc...) stored in the database to be modified,
- The INTRA-MD ADDRESSING UPDATE procedure, which allows the declaration to the AMC and to ICAO Headquarters of intended creation and/or modification of CAAS elements and of user addresses, and the modification within one AIRAC cycle of such information within the EUR/NAT and other ICAO Regions. This procedure is based on the INVENTORY UPDATE and on ROUTING UPDATE procedures.

.... The **intra-MD addressing** sub-function and the associated procedure shorten to a single AIRAC cycle the overall declaration, registration and publication cycle of address modifications depicted in Figure 2, which without the AMC would last several AIRAC cycles.

.... Actions associated with the **AMHS MD Register** sub-function for CCC Operators / Ext. COM Operators shall be limited to View, REPORT and EXPORT, because this information can only be modified after coordination with ICAO Headquarters. Data modification shall therefore be allowed only to the AMC Operator. This sub-function does not exist in the Background Area for CCC Operators and Ext. COM Operators.

.... Actions associated with the **intra-MD addressing** sub-function for CCC Operators / Ext. COM Operators, depending on the considered data area, shall be View, CREATE (CREATE CAAS ENTRY, CREATE USER ADDRESS), MODIFY, DELETE, REPORT, IMPORT (IMPORT CAAS TABLE, IMPORT USER ADDRESSES), and EXPORT (EXPORT CAAS TABLES and EXPORT USER ADDRESSES).

.... Additional actions associated with the **AMHS MD Register** sub-function for the AMC Operator, depending on the considered data area, shall be CREATE, MODIFY, DELETE, ADD STATE/ORG, ADD COM CENTRE, REPORT, IMPORT, EXPORT and CHECK CONSISTENCY.

.... The IMPORT (single or multiple) action shall allow to insert data from files in standard format (CSV) in the AMHS MD Register and CAAS table(s).

.... The EXPORT actions shall allow gathering data from the AMHS MD table, CAAS table and User Address table to files in standard format (CSV). It must be noted that files exported from the Background Area are not for operational use. Files exported from the Operational Area must be used during the current cycle, and those files exported from the Pre-Operational Area which have the status “released” can be used to prepare the next cycle (see procedures in sections ... and ....

.... The AMC Operator actions associated with the **intra-MD addressing** sub-function shall be identical to CCC Operators’ / Ext. COM Operators’ actions, depending on the considered data area. Additionally, the AMC Operator shall have the right to MODIFY data submitted by all CCC Operators / Ext. COM Operators (after dialogue with the relevant Operator) in the Background Area.

*Note 1.– In the initial case of a closed European AMHS Island (not connected to any other Region in AMHS but only in CIDIN/AFTN), the formal ICAO publication is not required for address management within the Region. The remaining CIDIN/AFTN forms an “isolation layer” in which all AMHS addresses are converted back to AF-Addresses. Address updates between two AMHS islands not connected in AMHS, neither directly or indirectly, is not strictly required.*

*Note 2.– Any ICAO Region implementing AMHS is likely to face the same requirement for (at least) intra-island address update publication mechanisms. For interconnected AMHS Islands, inter-Regional use of AMC by External COM Centres, or direct co-ordination between Regional “AMHS Address Publication Centres” (such as the AMC in Europe) implementing the Address Publishing Service shown in Figure 2, will be required to enable shortening of the modification cycle inter-Regionally in the same way as within a Region.*

### **... AMHS User Capabilities management**

.... The **AMHS User Capabilities** function shall provide a user description (addresses and capabilities).

.... The user addresses shall be displayed for reference only. The user address modification itself shall be performed using the address management function (see ...).

.... Actions associated with this function for CCC Operators shall be CREATE, MODIFY, DELETE, REPORT, IMPORT and EXPORT in the Background Data Areas, and limited to REPORT and EXPORT actions in the Pre-Operational and Operational Data Areas.

.... The IMPORT (single or multiple) action shall allow to insert data from files in one or several standard formats (CSV, LDIF, text, etc.) into the **AMHS User Capabilities**.

.... The EXPORT action allows to gather data from the **AMHS User Capabilities** into files in on one or several standard formats (CSV, LDIF, text, etc.).

.... The AMC Operator actions, depending on the considered data area, shall be identical to CCC Operators’ actions. Additionally, the AMC Operator shall have the right to MODIFY data submitted by CCC Operators (after dialogue with the relevant CCC Operator), before using the **Transfer Data between Areas** group of functions.

.... The Transfer Data between Areas group of functions shall be updated to take into account the newly created sub-function.

.... The procedure associated with this function shall be the USER UPDATE procedure, which allows the creation and modification of user information. This procedure is based on INVENTORY UPDATE defined in the CIDIN Management Manual.

### **... COM Charts**

.... This function shall provide:

- the capability for all users to view and retrieve COM Charts for all ICAO Regions;
- the capability for the AMC Operator, using the associated function “Edit COM Charts” (reserved for AMC Operators), to edit the COM Charts graphically.

.... This function shall display data found in the Network Inventory.

.... The main actions associated with this function for AMC Users shall be VIEW COM CHART and DOWNLOAD AS PDF/SVG.

.... This function shall be part of the “View Operational Data” group of functions, because it displays data present in the operational data area.

.... This function shall make use of Google Maps additionally.

.... Additional actions associated with the related “Edit COM Charts” function (restricted for use by the AMC Operator only) shall be EDIT POSITIONS, EDIT LABELS, CREATE FULLY MESHED ISLAND, EDIT FULLY MESHED ISLAND, EDIT BOUNDARY, SUBMIT and CANCEL.

### **... Static Report**

.... This function shall provide the capability for all users to download the static report selectable by ICAO Regions in four PDF files and one single Excel file, or in a zipped format.

.... This function shall be part of the “View Operational Data” group of functions, because data contained in the Static Report reflect the content of the operational data area.

### **... Static Report (updated data)**

.... This function shall provide the capability for all users to download the static report (updated data) selectable by ICAO Regions in single PDF or Excel file, or in a zipped format.

.... This function shall be part of the “View Pre-Operational Data” group of functions, because data contained in the Static Report reflect the content of the Pre-Operational Data Area regarding COM Centres for which pre-operational data differs from operational data.

### **... Miscellaneous functions**

#### **.... View Bulletin Board**

..... This function shall provide:

- the capability for all users to view the bulletin board and the AMC Operator e-mail address, and to create a draft e-mail to that address using the local e-mail agent;

- the capability for the AMC Operator, using the associated function “Edit Bulletin Board” (reserved for AMC Operators), to edit the text and look of the Bulletin Board.

..... The actions associated with this function for AMC users shall be SEND MAIL and REPORT.

..... Additional actions associated with the “Edit Bulletin Board” function for the AMC Operator shall be RESET, PREVIEW and SUBMIT.

#### .... **View AIRAC Cycle**

..... This function shall provide:

- the capability to view the current AIRAC cycle,
- the capability to view all AIRAC dates between two dates specified by the user.

..... This function shall include:

- a **view AIRAC cycle** sub-function;
- a **view AIRAC dates** sub-function, in which the only action is SEARCH.

#### .... **AMC Operator details**

..... This function shall provide:

- the capability for the AMC Operator to enter contact details regarding each member of the AMC Operator Team,
- the capability for all other AMC users to view this contact information.

..... The function for AMC Users shall not include any associated action.

..... Additional actions associated with this function for the AMC Operator shall be CREATE, MODIFY and DELETE.

#### .... **Path Function**

..... This function shall provide the capability for users to calculate and view end-to-end paths, from a Source COM Centre to a Destination COM Centre, in the integrated network, taking into account the routing in each network protocol and the specified routes via gateways (AFTN to AMHS and vice-versa).

..... This function shall be capable of using data from any area and from any routing matrix available in the considered area, in the Routing Directory function.

..... This function shall be capable of calculating routes in normal conditions (no failure) and in link failure or COM Centre failure conditions, using alternate routings entered in the Routing Directory (if any).

..... This function shall be capable of displaying the calculated path on the respective COM Chart.

..... The only action associated with this function shall be SEARCH, once the basic or extended search criteria are entered, and VIEW PATH ON CHART.

#### .... **Extended Path Function**

..... This function shall provide the capability for users to calculate and view a list of end-to-end paths, from a “Source”, specified by one COM Centre, all COM Centres of an ICAO Region or all COM Centres listed in AMC, to a “Destination” also specified by one COM Centre, all COM Centres of an ICAO Region or all COM Centres listed in AMC, taking into account the routing in each network protocol and the specified routes via gateways (AFTN to AMHS and vice-versa).

..... This function shall be capable of using data from any area and from any routing matrix available in the considered area, in the Routing Directory function.

..... This function shall be capable of calculating routes in normal conditions (no failure) and with link failure or COM Centre failure conditions, using alternate routes entered in the Routing Directory (if any).

..... The only action associated with this function shall be SEARCH, once the basic or extended search criteria are entered.

#### .... **Convert AFTN Address**

..... This function shall provide the capability for users to calculate an AMHS Address corresponding to an AFTN Address.

..... This function shall be capable of using data from any area in the Routing Directory function.

..... The only action associated with this function shall be SEARCH, once the AFTN Address is entered.

#### .... **AFTN Country Code and AMHS PRMD**

..... This function shall provide the capability for users to search for the context between the AMHS Address Management elements as there are: *Nationality Letters*, *Global Domain Identifier*, *State Name*, *Addressing Scheme*, *ATN Directory Naming-Context* based on input strings.

..... This function shall be capable of using the following selection fields:

- Nationality Letters,
- Global Domain Identifier,
- State Name,
- Addressing Scheme,
- ATN Directory Naming-Context
- Any field

..... This function shall be capable of using data from any area in the Routing Directory function.

..... The only action associated with this function shall be SEARCH.

#### .... **View ANP Locations**

..... This function shall provide the capability for all users to view ANP Territories and Locations used in the AMC, including those which are coming from ICAO Document 7910 and those specifically created by the AMC Operator as unofficial.

..... This function shall include a SEARCH area based on the country-name.

..... This function shall display the following data in tabular format:

- the country name;
- the territory code, which in general corresponds to the pair of ICAO nationality letters for the considered country, but which may be different where more than two letters are needed to identify the country or territory;
- the territory name, which is generally left blank, but which may include a name in the following cases:
  - when nationality letters are specifically defined for a given territory within a country, or
  - when the territory is an unofficial territory created by the AMC Operator as an alternative to a country;
- the Location Indicator and location name, as defined in ICAO Document 7910 or entered by the AMC Operator if unofficial;
- the official or unofficial status of the location record.

..... The “View ANP Locations” function shall be for display only and shall not include any associated action.

..... The associated “Manage ANP Locations” function (reserved for AMC Operators) shall enable the AMC Operator:

- to manage the update of AMC when a new Edition of ICAO Documents 7910 is published and incorporated in the external ANP database; and
- to create unofficial locations and territories when required.

#### .... **Regions**

..... This function shall provide:

- the capability for all users to view general information related to all ICAO Regions;
- the capability for the AMC Operator to enter and modify general data related to all ICAO Regions.

..... This function shall display the following data:

- Postal address of the ICAO Regional office and remarks;

- Regional persons and contacts;
- The list of associated COM Centres.

.... The function for AMC Users shall not include any associated action.

..... Additional actions associated with this function for the AMC Operator shall be CREATE PERSON, MODIFY, VIEW COM CHART, SUBMIT and CANCEL.

#### .... **Send E-Mail to user groups**

..... This function shall provide:

- the capability for all users to display a set of AMC users, based on a filter by COM Centre and user group;
- the capability to select all or part of the displayed users, and to create an e-mail to the addresses of these people using MS-Outlook, if installed on the user's workstation.

..... This function shall display for the filtered persons the name, associated COM Centre, User Group and e-mail address and a check box to select or unselect the person as an e-mail recipient.

..... The actions associated with this function for AMC Users shall be SELECT ALL, UNSELECT ALL and SEND WITH LOCAL MAIL AGENT.

#### ... **Security management**

.... The complete functional specification of this function is for further study.

.... Subject to the conclusions of the study mentioned above, this function should provide:

- the capability to import certification authority (CA)-related information,
- the capability to store and export CA-related information,
- the capability to import user certificate information,
- the capability to store and export user certificates.

.... The establishment of a Certification Authority (CA) for each ANSP is out of the scope of the AMC.

.... The definition of the relationship between the AMC and each CA is out of the scope of the present project, and should be part of the study mentioned above (there may be e.g. legal and institutional issues).

### . **AMHS Implementation Support Functions**

#### **.. Identification of AMF-I functions**

#### ... **List of functions**

.... The following general list of functions is defined as part of AMF-I:



- **AMHS Implementation planning:** this enables to exchange information about implementation plans of ANSPs in the ICAO Regions. This is a reply to a general reciprocal requirement for ANSPs, to provide and obtain such a view about what potential communication partners in the Region are intending in terms of AMHS implementation;

Additionally, an overview about the Operational Status of all COM Centres listed in the AMC is provided.

- **Helpdesk functions**, where informal support can be obtained about
  - “Documentation”, include the provision of information, which is uploaded by AMC Operators for downloading by the AMC Users. It is foreseen that such information will include ICAO Global and EUR documentation (EUR AMHS Manual, public ICAO documents), study work documentation (e.g., SPACE), guidance material and tutorial information, etc.;
  - “PDRs and APs”, implementation matters (monitoring of AMHS documentation maintenance by PDR – Potential Defect Report or AP – Amendment Proposal);
  - “AMC User forum” invites AMC User to discuss items of common interest.
  - “FAQs”, posting of guidance material and tutorial information under the responsibility of the AMC Operator.

.... It should be noted that the functions above have been organised according to functional areas: for example, the technical “download” action is common to several functions.

### **... Procedures associated with AMF-I functions**

.... As may be seen above, the AMF-I functions generally aim at making information available to AMC Users, providing a focal point:

- from where CCC and External COM Operators can retrieve information useful to develop their implementation plans,
- where they can publish information related to their implementation plans which could be valuable to other States in the process of implementing AMHS.

.... In these functions, there is no direct relation to the AIRAC cycle, nor to a given operational cycle.

.... Another aspect is that for information published by States, such information is generally under control of the publishing State only, and does not require formal co-ordination procedure.

.... Therefore, AMF-I procedures are kept as simple as possible, as in general they do not require to be co-ordinated by the AMC Operator.

.... Whilst the AMC implementation defines the concept of “data areas”: Background Area, Pre-Operational Area and Operational Area (which is extremely useful where co-ordination is required), AMF-I functions do not make use of this concept:

.... In AMF-I functions, information is considered valid as soon as it is posted, either by the AMC Operator or by an CCC or External COM Operator.

.... Validity of the posted information is therefore assumed to be checked upstream of the publication process, internally to the considered State/AMHS MD for CCC or External COM Operators, or in accordance with the defined procedures for the AMC Operator.

.... Information posted by CCC or External COM Operators is however limited to closed lists, except “comments” type fields which give some more flexibility. For the sake of security, files can also only be uploaded by the AMC Operator. The sending of a file to the AMC Operator for posting is assumed to be performed by e-mail outside the AMC functions.

.... Additionally, as a “website good practice”, the AMC Operator shall be allocated the formal role of moderator where required (e.g. forums, FAQs, etc.). However, it is expected that in a professional environment such as the ATS Messaging Management context, this task allocation will remain formal and should not be frequently invoked.

## **.. Description of functions**

This section provides an informal description of functions implemented in the AMHS Implementation Support Functions of the ATS Messaging Management Centre. It also includes indications about the way they are expected to work, and some reasons and background information for implementing these functions are also given.

### **... AMHS Implementation planning**

.... The “Implementation Planning” function provides information about implementation plans by States in the geographical areas (ICAO Regions).

.... It enables CCC and External COM Operator:

- to provide information to other States with regard to their plans for AMHS deployment,
- to know when other States are planning to deploy AMHS.

.... The provided information includes:

- planned dates for major steps in AMHS deployment (for each system category),
- national messaging plans.

The “Operational Status” function provides an overview about the Operational Status of all COM Centres listed in the AMC.

### **... Helpdesk functions**

.... The Helpdesk functions are a set of functions from where information can be downloaded, and in which informal questions can be asked, and non-formal support obtained. They include:

- a “Documentation” function;
- “PDRs and APs” function”
- an “AMC User Forum”, where questions and support may be dynamically asked;

- a Frequent Asked Questions (“FAQs”) area, where AMHS operational and/or implementation guidance information may be found.

#### .... **Documentation**

..... Because of the global scope of AMHS for the exchange of ATS messages, AMHS technology and AMHS implementation are the subject of a number of documents produced by numerous organisations and/or bodies. This documentation is generally available but spread over various web sites worldwide. It is useful for States that are in the process of implementing and/or operating AMHS to have a focal point where relevant information can be found, either directly or by means of hyperlinks to the source of information.

..... The “Documentation” function aims at meeting this requirement. It also offers a placeholder in which further documents, not yet existent or not identified at present, could be posted to be made available to CCC or External COM Operators. This function includes:

- the provision of a summary view of all documents stored as information,
- the capability to view and download the documents.

..... The envisaged information encompasses:

- ICAO Document 9880, AN/466 – Manual on Detailed Technical Specifications for the Aeronautical Telecommunication Network (ATN) using ISO/OSI Standards and Protocols, Part II, Ground-Ground Applications – Air Traffic Services Message Handling Service (ATSMHS), subject to authorization from the ICAO publication department (copyright issue),
- EUR AMHS Manual, developed by the AFSG, since 2019 maintained by AST TF
- EUR-AMHS Profile, developed by EUROCONTROL,
- SPACE final report, phase reports and work package reports, developed by the SPACE Consortium (Aena, DFS, EUROCONTROL, NATS and STNA under management by STNA),
- guidance material and tutorial information.

..... Any document made available should comply with some basic principles:

- it should be produced by (or on behalf of) either an ICAO body, or a State/ANSP or Organization recognised by ICAO;
- it should be a final document (i.e. not “work in progress” or “working draft”);
- it should not include any reference to an industrial company or implementation;
- it should not conflict with already published documents, to avoid causing confusion to readers;
- it should not be subject to copyright;
- its publication should be approved by an AST TF working group.

## .... PDRs an APs

..... When a potential defect in ICAO Document 9880 is identified, the person who detected it generally submits a “Potential Defect Report” (PDR) or an Amendment Proposal (AP) to the body in charge of maintenance of these documents.

..... This body is the ICAO Aeronautical Communications Panel (ACP), at the moment of writing the present document.

..... PDRs and/or APs should be processed in accordance with well-established procedures, which allow the PDR to progress until a final status which can be either REJECTED, if the potential defect was not a defect of the Document, but e.g. a misinterpretation, or RESOLVED, in which case the PDR then includes amended clauses for the considered Document, to correct the defect.

..... When the PDR and/or the AP reaches the RESOLVED status, the associated change becomes immediately applicable to all existing implementations, not waiting for the publication of an Amendment to or new Edition of the considered Document. This procedure was put in place because in a technically complex environment such as ATN or AMHS, technical defects need to be corrected generally faster than what a formal publication process enables.

..... For AMHS implementers in the EUR/NAT Regions and other ICAO Regions, it is therefore useful to monitor the submission of PDRs/APs and their progress through ACP activities, as well as those already RESOLVED, so as to be aware of already identified defects and of forthcoming modifications to technical implementations.

..... This function provides a summary and detailed view of all AMHS and Directory PDRs and APs, and more if appropriate.

## .... AMC User Forum

..... The AMC User Forum provides a platform for discussion of items of common interest to all participants of the AMC. As a “website good practice”, the AMC Operator should allocate the formal role of moderator when required. However, it is expected that in a professional environment such as the ATS Messaging Management context, this task allocation will remain formal and should not be frequently invoked.

## .... FAQs

..... The FAQs area is similar to “Documentation” as far as guidance material and tutorial information is concerned. The choice of publishing a piece of information in one area or the other should be considered depending on the size and level of formalism of the considered material. Posting information under the FAQs section is under the responsibility of the AMC Operator.

## .. Functional specifications

This section provides a high-level functional specification of requirements implemented in the AMHS Implementation Support Functions of the ATS Messaging Management Centre.

The view of functional requirements which is given below reflects primarily the view that is given to CCC or External COM Operators. Furthermore, functional requirements needed for management of these functions by AMC Operators are also described.

## ... Conventions

.... In this chapter, titles of level 3 sections (e.g. 4.3.2, etc.) identify functions or group of functions (e.g. “Documentation”), which are visible at the first level in the function menu. Names between quotes (e.g. “Documentation”) identify functions visible at a lower level in the function menu.

.... Words in bold identify the name of **sub-functions**.

.... Actions are identified by one or two words in capital letters, e.g. MODIFY or UPLOAD. Other actions, such as standard Microsoft Windows buttons, click-able words, etc. are identified by their name starting with a capital letter, e.g. Open. Actions may be implemented e.g. by buttons to be clicked.

.... Formal procedures are also identified by their name in capital letters, but which can span over several words, e.g. PDR TABLE UPDATE.

.... Formally defined information elements are identified in italics, such as (PDR) *Title*. The name of the element can be local to the function.

.... The use of a "shall" statement denotes a formal requirement that must be implemented in the AMC as part of AMF-I.

## ... AMHS Implementation planning

.... The “Implementation Planning” function shall provide access to an implementation planning table providing planning information for each AMHS MD in the database, comprising:

- Server Location,
- major Implementation Planning milestone dates,
- Comments.

.... Actions associated with this function for CCC or External COM Operators shall be MODIFY (to enter, modify or delete data), with access rights restricted to the associated AMHS MD, and considering that a blank entry is present initially for each AMHS MD.

.... Actions associated with this function for AMC Operators shall be identical to actions for CCC or External COM Operators, without restrictions concerning access rights, i.e. AMC Operators shall be allowed to modify any AMHS MD's information, after discussion with the considered MD.

.... A consolidated report shall be generated upon request by the AMC Operators and provide an overview of all implementation planning information available in the AMC.

.... Implementation Planning milestones shall be addable by the AMC Operators if tasked by an AST TF Working Group.

.... The “Operational Status” function shall provide per ICAO Region a report containing the actual status of Operation (AMHS, AFTN or CIDIN).

## ... Helpdesk functions

.... The Helpdesk functions shall include four functions:

- “Documentation” function;
- “PDRs and APs” function;
- “AMC User forum”, where questions and support may be dynamically asked;
- “FAQs” (Frequent Asked Questions) area, where AMHS operational and/or implementation guidance information may be found.

.... The “Documentation” function shall provide:

- a summary tabular list of all documents stored as information,
- the capability to view the documents,
- the capability to download the documents.

.... Actions associated with the “Documentation” function for CCC or External COM Operators shall be Open (for viewing) and Save (for download).

.... Additional actions associated with this function for AMC Operators shall be CREATE, MODIFY, DELETE and UPLOAD.

.... Procedures associated with this function are DOCUMENT PUBLICATION.

.... The DOCUMENT PUBLICATION procedure defines the procedure by which documents can be submitted and approved for posting on the AMC as part of the “Documentation” function.

.... The “PDRs and APs” function shall be organised in the same manner as the “Documentation” function. The “PDRs and APs” function shall provide:

- a summary tabular view of all AMHS and Directory PDRs/APs, including reference, title, status, last modification date,
- the capability to view the PDR/AP details when selecting one PDR/AP in the table,
- the capability to download the PDR/AP details when selecting one PDR/AP in the table.

.... Actions associated with the “PDRs and APs” function for CCC or External COM Operators shall be Open (for viewing) and Save (for download).

.... Additional actions associated with the “PDRs and APs” function for AMC Operators shall be CREATE, MODIFY, DELETE and UPLOAD.

.... Procedures associated with this function are PDR TABLE UPDATE.

.... Actions associated with the “AMC User forum” for CCC or External COM Operators shall be usual functions for web forums NEWTHREAD and REPLY. Additional actions for AMC Operators shall be EDIT, DELETE and DELETE THREAD.

.... Only AMC Operators shall be entitled to post under the “FAQs” section. Actions associated with this function for CCC or External COM Operators shall be Open (for viewing) and Save (for download).

.... Additional actions associated with the “FAQs” function for AMC Operators shall be CREATE, MODIFY, DELETE and UPLOAD.

### **... Common Actions**

.... Data input or modification shall always be performed in two stages:

- preparation of the input or modification,
- validation or cancellation of the prepared input or modification.

.... Two common SUBMIT and CANCEL actions shall be offered in conjunction with CREATE and MODIFY actions, when used in a function or sub-function.

## **. AMC Procedures**

The procedures described in this document are operational procedures of following kinds:

- AMC Operational Procedures, i.e. sequence of operations which specify how AMC Systems must be used by CCC Operators, External COM Operators and the AMC Operator. The description of such procedures is intended to be exhaustive in this document;
- other AMC Procedures (publication), i.e. sequence of operations which specify how AMC Systems must be used especially by the AMC Operator.
- some AMHS Operational Procedures that are of special importance to AMHS operation during the transition to AMHS, and which make an intensive use of AMC Operational Procedures. The description of such procedures is NOT intended to be exhaustive in this document. These procedures will be developed in AST TF working groups and included in Appendix A to this document when appropriate.

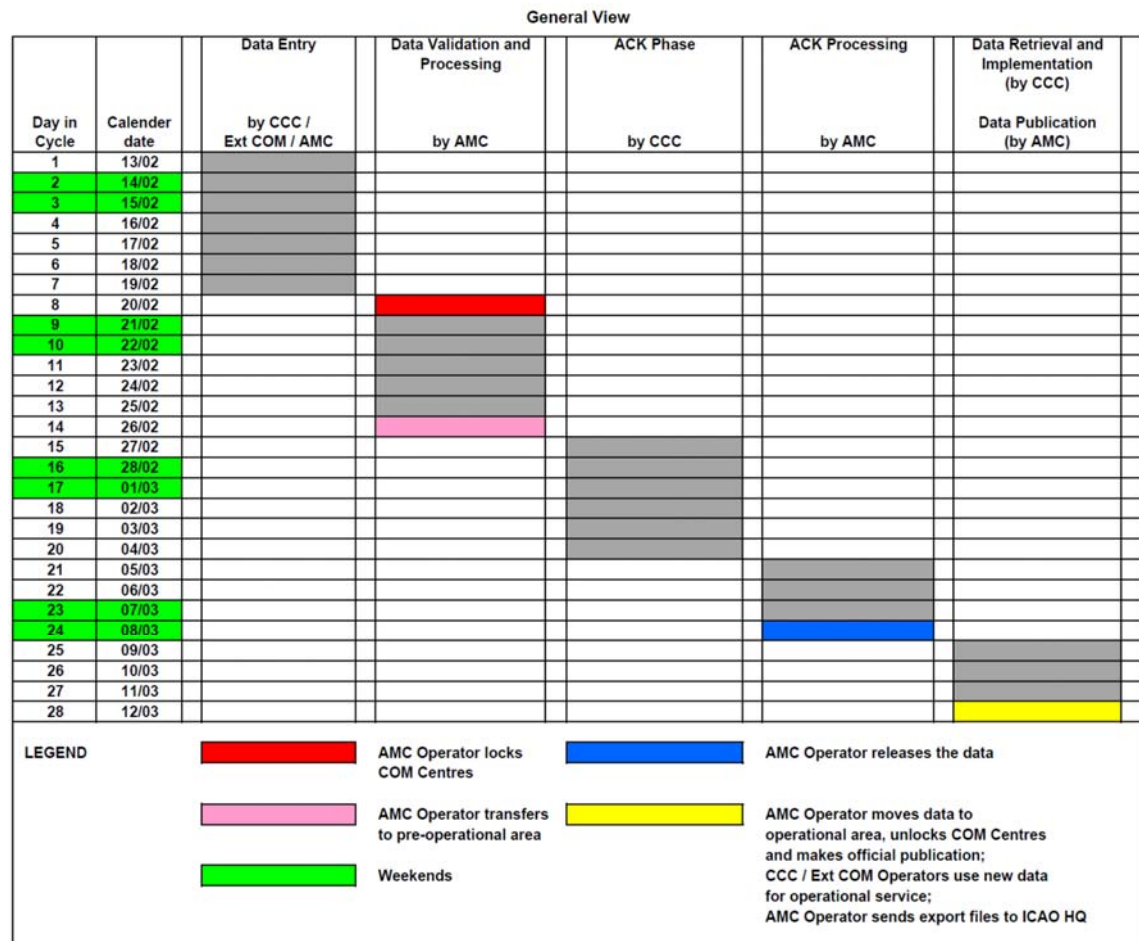
## **.. AMC Operational Procedures**

### **... General view**

.... This document adopts a simplified representation of procedures, compared to the representation used earlier.

.... In particular, the relationship to time is described in a general manner, using a splitting of the AIRAC cycle into five phases. The interactions between AMC Operator tasks and CCC Operator tasks are not detailed here. Such interactions are expected to be based on the use of triggers and messages in the Bulletin Board.

.... A general view of the different phases composing the procedures is provided in the Figure 4 below, in relation with the AIRAC cycle. The milestones are common to all procedures.



**Figure 4: The AMC phases**

.... In general, CCC Operators and External COM Operators have a similar role. There are however two differences as far as procedures are concerned:

- External COM Operators have active access to a limited set of functions. Typically, they participate in network inventory, address management and AMHS User Capabilities management.  
However, this may evolve in the future using the AMC "Assign Functions to User Types" function. In the general description which follows, the distinction in available functions to each "user category" applies but is not recalled, unless specifically required;
- External COM Operators maintain their Routing Tables under their own responsibility with support by the AMC Operator and are invited to participate in the ACK/NACK phases.

.... There are 5 AMC phases in an AIRAC cycle as follows:

### 1. Data Entry Phase

Starts day 1,    suspended day 7,    resumes day 15,    ends day 28

CCC Operator tasks:      Data entry in the background area for network inventory, network planning, intra-MD address, AMHS User Capabilities.



External COM Operator tasks: Data entry in the background area for network inventory, network planning, intra-MD address, AMHS User Capabilities, update/import of own Routing Tables.

AMC Operator tasks: Generate a new Routing Matrix,  
Data entry in the background area for MD Register and on behalf of Participating COM centres, data entry for network inventory, network planning, intra-MD address, AMHS User Capabilities.

*Note.— Any data entered between day 15 and day 28 will not be included into the Pre-Operational or Operational Areas until the following cycle.*

## **2. Data Validation and Processing Phase**

Starts day 8, ends day 14

CCC/External COM Operator tasks: Coordination with AMC Operator

AMC Operator tasks: Lock COM centres, create/modify routing tables, propose new data to the CCC/External COM Operators by moving background data into the Pre-Operational Area.  
Check of Routing Tables of other Regions.

## **3. Acknowledgement Phase**

Starts day 15, ends day 20

CCC/External COM Operator tasks: Check new data in the Pre-Operational Area and acknowledge it.

AMC Operator tasks: None

## **4. Acknowledgement Processing Phase**

Starts day 21, ends day 24

CCC/External COM Operator tasks: Coordination with AMC Operator

AMC Operator tasks: Check all ACKs, if there are NACKs coordinate with those COM Centres, release the data.

## **5. Data Retrieval and Implementation Phase**

Starts day 25, ends day 28

CCC/External COM Operator tasks: Retrieve new data in the preoperational area, implement address and routing data in the systems at 1100h UTC of Day 28.

AMC Operator tasks: Inform the Participating COM Centres about the acknowledged data, move pre-operational data to operational area on day 28 at 11 UTC, unlock the COM centres, inform the ICAO about address modifications.

**... Network Inventory Update****Actors**

- the CCC Operators,
- the External COM Operators,
- the AMC Operator (also co-ordinates with the Participating COM Centres)

**Purpose**

New or modified data has to be entered into the database in a co-operative effort by CCC Operators, External COM Operators and the AMC Operator.

**Description**

New or modified data on the configuration of their own Centre(s) as well as planning information is entered by CCC Operators and External COM Operators into the Background Area. It is validated against known data by the AMC Operator before being moved into the Pre-Operational Area.

**Actions**

enter data in Background Area	The new or modified information of the COM Centre is entered by the CCC Operator/External COM Operator into the Background Area.  CCC Function: Enter Background Data / Network Inventory
enter / validate data in Background Area	The AMC Operator checks the input data of a COM Centre in its Background Area and modifies it as he sees fit (validation). For example, the AMC Operator is responsible for the overall correctness of the data and its consistency. He can also work on behalf of any COM Centre.  AMC Function: Enter Background Area / Network Inventory
Lock COM Centre	Locking and unlocking is a means of ensuring the consistency of data in the Pre-Operational Area.
Transfer to Pre-Operational Area	All data relating to all the COM centres are transferred to the Pre-Operational Area in one batch.  AMC Function: Transfer Data between Areas / To Pre-Operational Area
Unlock COM Centre	Locking and unlocking is a means of ensuring the consistency of data in the Pre-Operational Area.

co-ordinate	<p>In case of inconsistencies or problems the AMC Operator and the CCC Operator/ External COM Operator concerned communicate directly by telephone, email or fax. As a result of this co-ordination, the AMC Operator may need to modify data in the Background Area and the CCC Operator/ External COM Operator may need to re-inspect data in the Pre-Operational Area.</p> <p>CCC / AMC Functions: None</p>
-------------	--

## **... Introduction of Global Routing in AMC**

.... Especially, the operation of the ICAO AMHS Network requires consistent AMHS Routing Tables. It has to be ensured that each PRMD name is routable and known in all COM Centres worldwide.

.... With introduction of connections to a third-party provider (such as SITA) a consistent routing is paramount in order to establish effective routing paths for these specific message flows, to minimise the number of hops and to avoid message looping between ICAO Regions.

.... Therefore, the need of reflecting the Global Routing in AMC became essential, which includes the AFTN and AMHS Routing Tables of all COM Centres worldwide as well as the CIDIN Routing Tables if in operation. The limitation of Routing Tables to the EUR/NAT Region did not meet any more today's and future AMHS operational requirements.

.... The Routing Update procedure covers now the COM Centre of all ICAO Regions represented by CCC and External COM Operators.

## **... Routing Update**

### **Actors**

- the CCC Operators
- the External COM Operators
- the AMC Operator

### **Purpose**

This is one of the major procedures in ATS Messaging Management Centre. Its purpose is to derive optimal routing tables from the configuration description in the database, publish the routing tables, agree them with CCC Operators and to implement them in COM Centres.

The Routing Tables in other ICAO Regions are maintained and coordinated by External COM Operators. The AMC Operator checks and publishes these Routing Tables, which are or will be implemented in the COM Centres.

### **Description**

The AMC Operator creates at the beginning of each operational cycle (preferable at Day 1) a new Routing Matrix (Routing Tables) in the Background Area with OPER.<number of the latest Operational Routing Matrix+1>. The initial status of this Routing Matrix is “Created”.

External COM Operators check the Routing Tables for their Area of Responsibility and provide/import updates during the Data Entry Phase (Day 1-7).

With the first transfer of the Routing Matrix from the Background Area to the Pre-operational Area the status of the Routing Matrix automatically changes to “In Preparation”.

During Data Validation and Routing Generation Phase the AMC Operator creates routing tables for the EUR/NAT, validates the routing tables entered by other ICAO Regions and sets a trigger in the Bulletin Board.

The CCC and External COM Operators monitor the Bulletin Board for triggers to start the Routing Update Procedure. If such a trigger is found, all CCC and External COM Operators check their routing tables and acknowledge the proposed Routing Matrix with an ACK/NACK before the end of the ACK Phase in order to ensure that their (new) Routing Tables are noted and will be implemented at 1100h UTC on Day 28.

The AMC Operator processes the acknowledgements in the ACK Processing Phase and decides whether or not the new Routing Matrix will be implemented. He may need to co-ordinate with CCC Operators for this. The acknowledgements received from the External COM Operators will not block the EUR/NAT AIRAC Cycle, which means that a NACK from outside of EUR/NAT will be processed by the AMC Operator and depending on the impact to the global network he will decide whether or not the cycle will continue. If a new Routing Matrix is to be implemented, the proposed version is modified to have status “Released”, indicating that this version is to be implemented in this cycle.

If a new Routing Matrix is to be implemented, CCC Operators and External COM Operators can prepare for entering the necessary tables into their systems. The actual implementation takes place on Day 28, the AIRAC Date, at 1100h UTC

On Day 28 the AMC Operator transfers the contents of the Pre-Operational Area to the Operational Area. If a new Routing Matrix is to be implemented, this is transferred, otherwise the old Routing Matrix is restored.

With the transfer of the Routing Matrix from the Pre-operational Area to the Operational Area the status of the Routing Matrix automatically changes to “Operational”.

The AMC Operator manages the Background Area with following Routing Matrices:

- Matrix OPER.(n+1), initial status “Created” - the Routing Matrix of the next cycle, during processing modified into “In Preparation”, “Proposed” and finally “Released”;
- Matrix OPER.(n), Status “Operational” – the current operational Routing Matrix;
- Matrix OPER.(n-1), Status “Operational” – the former operational Routing Matrix.
- Possibly a fourth Matrix OPER.(n-2),

Older Routing Matrices shall be deleted by the AMC Operator manually.

The data of all operational cycles are archived automatically when transferred into the Operational Area. These data can be accessed by using “Archived Data” function.

**Actions**

Lock all COM Centres	<p>First it is necessary to lock all COM Centres to maintain data consistency.</p> <p>AMC Functions: Manage Background Data / Lock/Unlock COM Centre</p>
Create RM in Background Area	<p>These Routing Matrices are due to changes in the network configuration, new AMHS link, traffic patterns, etc.</p> <p>AMC Functions: Manage Background Data / Routing Matrices</p>
Enter data in Background Area	<p>External COM Operators update the Routing Tables of their Area of Responsibility.</p> <p>The AMC Operator creates/updates the Routing Tables of the EUR/NAT based on CCC Operator contributions and supports other ICAO Regions.</p> <p>CCC Functions: Enter Background Data / Routing Directory / AFTN, CIDIN, AMHS</p>
Transfer RM (“Created”) to Pre-Operational	<p>The Routing Matrix which is being proposed is transferred to Pre-Operational Area and gets the status “In Preparation”.</p> <p>AMC Functions: Transfer Data between Areas / To Pre-Operational Area</p>
Co-ordinate	<p>Informal co-ordination between AMC Operator and CCC and External COM Operators may be necessary.</p> <p>CCC/AMC Functions: None</p>
Set RM to status “Proposed”	<p>Modify Routing Matrix status from “In Preparation” to “Proposed”</p> <p>AMC Functions: Transfer Data between Areas / Modify Routing Matrix Status</p>
Enter ACK NACK	<p>The CCC and External COM Operators check the proposed Routing Matrix and agree (ACK) or disagree (NACK) with the changes for the proposed AIRAC Cycle. In the latter case, reasons shall be communicated. There is an obligation to co-ordinate with the AMC Operator on this.</p> <p>A (NACK) should only be valid for changes that have occurred during the current proposed Routing Matrix, any further change proposals should wait until the following cycle, unless exceptional circumstances dictate otherwise.</p> <p>CCC Functions: View Pre-Operational Data / Routing Directory</p>

Co-ordinate (AMC)	<p>If one or more NACKs have been given as acknowledgements, the AMC Operator shall co-ordinate a resolution to any outstanding issues with those CCC and External COM Operators. The AMC Operator has the possibility of overriding the poll on the proposed Routing Matrix.</p> <p>The AMC Operator decides accordingly on whether to release the proposed Routing Matrix.</p> <p>CCC Functions extended: View Pre-Operational data / Routing Directory</p>
Set RM to status “Released” (implementation date = Day 28)	<p>Modify Routing Matrix status from “Proposed” to “Released”.</p> <p>AMC Functions: Manage Pre-Operational Data / Modify Routing Matrix Status</p>
Restore old Routing Matrix in Pre-Operational Area (if needed)	<p>If no new Routing Matrix is to be implemented, the old Routing Matrix has to be restored in Pre-Operational Area before the Pre-Operational Area is transferred to the Operational Area. This is because the whole content of the Pre-Operational Area with its new Network Inventory data has to be transferred to the Operational Area. However, the proposed Routing Matrix has not been accepted and should not be transferred to the Operational Area.</p> <p>AMC Functions: Transfer Data between Areas / To Pre-Operational Area</p>
Prepare Routing Matrix implementation	<p>Preparation on the part of CCC and External COM Operators could be downloading of their own Routing Tables and preparing to enter them into the systems.</p> <p>CCC Functions: View Pre-Operational Data / Routing Directory</p>
Implement Routing Matrix	<p>The CCC Operators set the Routing Tables to become live at 1100h UTC on Day 28.</p> <p>CCC/AMC Functions: None</p>
Transfer Pre-Operational to Operational	<p>At 1100h UTC on Day 28 the current contents of the Pre-Operational Area will become the data of the Operational Area.</p> <p>AMC Functions: Transfer Data between Areas / To Operational Area</p>

Unlock all COM Centres	<p>In preparation for the next cycle, all COM Centres are unlocked.</p> <p>AMC Functions: Manage Background Data / Lock/Unlock COM Centre</p>
Delete oldest Routing Matrix	<p>The AMC Operator keeps only the required Routing Matrices in the Background Area and deletes the oldest one.</p> <p>AMC Functions: Manage Background Data / Routing Matrices / Routing Matrix</p>

### Decisions

Need for Routing Matrix update?	<p>A decision is made by the AMC Operator, based on his network management experience, whether a new Routing Matrix needs to be generated in this management procedure cycle. He needs to reach this decision at the beginning of the Data Entry Phase.</p>
Any NACKs or need to co-ordinate?	<p>If there are no NACKs, the way forward is clear.</p> <p>If there are NACKs, the AMC Operator shall co-ordinate with those CCC Operators who did not accept the proposed Routing Matrix in order to clarify their reasons. It could be that there are misunderstandings or that the CCC Operators would be prepared to accept the proposed Routing Matrix after talking with the AMC Operator. The CCC Operators shall cooperate with the intention of resolving the outstanding issues, if there is no possibility to solve the issues in the time-scales of the AIRAC cycle one NACK from EUR/NAT cancels the cycle. Every effort should then be made by the CCC and AMC Operator to resolve the issues for the next AIRAC date.</p> <p>On the other hand, a NACK from the external COM operators will not be blocking. It means that a NACK from outside of EUR/NAT will be processed by the AMC Operator and depending on the impact to the global network he will decide whether or not the cycle will continue.</p> <p>Note that, in any case, no changes are made to the proposed Routing Matrix.</p>
Decision to release?	<p>The final decision as to whether the Routing Matrix is to be released, and thus become operational on Day 28, lies with the AMC Operator. He needs to take this decision before the end of the ACK Processing Phase.</p>

## **... AMHS MD Register Update**

### **.... Context**

At a global level, ICAO Headquarters will manage the official AMHS MD Register, thereby ensuring uniqueness of domain names for AMHS MDs.

The Register is being created upon the basis of a State Letter process, and the content of the Register is of high institutional value, although it also has important technical/operational effects. Modifications need to be officially requested by States and accepted by ICAO Headquarters. ICAO Regional Offices are expected to have a co-ordination role in this process, whenever required.

This institutional process is out of the scope of the AMC. The outcome of this process is the publication by ICAO Headquarters of an update of the AMHS MD Register. The publication mode and frequency are not determined at present, but a possible option is publication on the ICAOnet website.

In the short- to medium-term, ICAO HQ will utilize the European ATS Messaging Management Centre (AMC) and has urged the States to follow the procedures for AMHS address coordination through the AMC given in Appendix E (see [7] ICAO State Letter - Ref.: AN 7/49.1-09/34 from 14 April 2009).

The modifications considered in this section are those relevant to a Management Domain as a whole<sup>5</sup>, as seen internationally from other Management Domains. This includes exclusively:

1. the creation of a new (real or foreseen) AMHS MD, corresponding to new ICAO Nationality Letters or to a new Designator composed of 4, 5 or 7 letters. The word “new” in this context means “not yet included in the Register”;
2. the deletion of a registered (real or foreseen) AMHS MD, corresponding to existing ICAO Nationality Letters or Designator;
3. the modification of the Global Domain Identifier – abbreviated as GDI, and made of Country-name, ADMD-name and PRMD-name – of a registered (real or foreseen) AMHS MD, for a value of ICAO Nationality Letters or Designator that is already present in the Register. Two sub-cases of this may occur:
  - a) the new value of the GDI does not exist yet in the Register;
  - b) the new value of the GDI already exists for another value of ICAO Nationality Letters or Designator. This case means in practice that the State or Organization identified by the ICAO Nationality Letters or Designator whose GDI value is modified joins an existing AMHS MD with the already existing GDI.
4. the addition of new ICAO Nationality Letters or of a new Designator composed of 4, 5 or 7 letters, that will map to an already registered (real or foreseen) AMHS MD.

---

<sup>5</sup> Modifications regarding addressing within an AMHS MD are out of the scope of the present procedure, they are discussed in section ... (Intra-MD addressing update). Although intra-MD addressing modifications (e.g. modifying the CAAS table) are also subject to ICAO Publication, they do not have the same effect on global AMHS operation.



The use of this procedure should be very infrequent, due to the following facts:

- ICAO Nationality Letters and Designators, which are derived from ICAO Documents 7910 (and possibly 8585) are very stable;
- GDIs for AMHS MDs should be very stable. Ideally they should be unchanged until AMHS is eventually withdrawn from aeronautical communications, maybe 20+ years from now;
- AMHS MDs have been registered, with a reserved default GDI value, for each ICAO Member State and registered Nationality Letters.

In practice the most likely change should be from the default reserved GDI (C=XX/A=ICAO/default PRMD-name) to a GDI with a State-selected PRMD-name, when AMHS maturity progressively grows among ICAO Member States. This corresponds to case 3a) above.

The AMHS MD Register update procedure could be complex because the envisaged changes have significant implications on AMHS operation, including:

- AFTN/AMHS address conversion, because the modifications impact the mapping;
- AMHS routing, because the GDI modification impacts AMHS routing tables.

A consequence is also that the AMHS MD Register update procedure is likely to create interactions with other procedures<sup>6</sup>, which may themselves be triggered separately for other reasons, such as a planned configuration change.

To minimize such interactions, the two following recommendations are therefore made:

#### Recommendation 1

When the Global Domain Identifier (GDI) of an AMHS MD needs to be modified (case 3a above), this has an editorial impact on AMHS Routing Tables. To avoid conflicts of such routing edits with simultaneous routing updates, and because routing tables are managed as a whole, it is recommended to refrain from planning Regional routing updates at the same cycle as a GDI change.

#### Recommendation 2

All other changes above (cases 1, 2, 3b and 4) affect AMHS Routing Tables **both** operationally and editorially. Hence, it is recommended that such changes be carefully planned by an appropriate body (an AST TF working group) ahead of their applicability dates, before being introduced in the AMC. The conjunction of such changes with other routing updates in the same cycle should be avoided whenever possible.

---

<sup>6</sup> In particular, a change in the Global Domain Identifier of an AMHS MD generates an editorial update of the AMHS Routing Matrices, which may therefore interact with the Routing Directory function. A change in the selected Addressing Scheme for a given MD generates the need for an Intra-MD Addressing Update.

## .... Procedure specification

### Actors

- CCC Operators
- External COM Operators,
- AMC Operator,
- ICAO Headquarters and Regional Offices (for validation and publication of official AMHS MD Register).

### Purpose

New or modified data has to be entered into the AMHS MD table.

### Description

Modification requests submitted by States regarding major changes (change of PRMD-name, change of addressing scheme) are received from ICAO, after validation for official purposes, by the AMC Operator. The AMHS MD Register Update is executed for all changes applicable at the end of the current AIRAC cycle.

The AMC Operator updates the AMHS MD Register during the Data Entry Phase in the Background Area, taking special care of any interaction with other functions. Actions described in this section are strictly relevant to the AMHS MD Register Update procedure, but a collateral effect of these can be to trigger the execution of another procedure. Coordination may take place at this stage; in particular to tackle such potential interactions, based on the information provided by the CCC Operators/External COM Operators, to make sure that the foreseen changes are agreeable.

On Day 14, the AMC Operator transfers all tables to the Pre-Operational Area, and sets a trigger in the Bulletin Board to inform CCC Operators/External COM Operators of the proposed changes.

During the Acknowledgement Processing Phase (Days 21 to 24), the AMC Operator sets the status of the agreed tables in the Pre-Operational Area to “Released”, and sets a trigger in the Bulletin Board to inform CCC Operators/External COM Operators of the change to be implemented on Day 28.

CCC Operators/External COM Operators monitor the Bulletin Board for triggers to start the AMHS MD Register Update Procedure. If such a trigger is found, CCC Operators/External COM Operators react and prepare the implementation of the new tables.

On Day 28, the AMC Operator transfers the contents of the Pre-Operational Area (only if status “released” was reached) to the Operational Area. The AMC Operator exports the Address Management files and sends them to ICAO for synchronisation of the official Register of AMHS MDs.

### Actions

Enter or modify data on background Area	<p>The new or modified information related with the AMHS MD Register is entered by the AMC Operator into the Background Area. He needs to perform this action before the end of the Data Entry Phase.</p> <p>AMC Functions: Manage Background Data / AMHS MD Register</p>
Lock all COM Centres	<p>Locking is a means of ensuring the consistency of data.</p> <p>AMC Functions: Manage Background Data / Lock/Unlock COM Centre</p>
Transfer data to Pre-Operational Area	<p>With this general function all modified AMC tables are transferred to the Pre-Operational Area, so as to enable additional co-ordination to take place.</p> <p>AMC Functions: Transfer Data between Areas / To Pre-Operational Area</p>
Co-ordinate	<p>It is important that CCC Operators/External COM Operators can co-ordinate with the AMC Operator to ensure that all changes are agreeable. In principle, if recommendations not to combine Regional routing updates with Register updates have been followed, this should be easy to achieve.</p> <p>CCC / AMC Functions: None</p>
Prepare implementation of AMHS MD table	<p>The action on behalf of the CCC Operators/External Operators could be to export the AMHS MD Table to prepare its introduction into their systems.</p> <p>CCC Functions: View Pre-Operational Data / Address Management / AMHS MD Register</p>
Transfer data to Operational Area	<p>At 1100h UTC on Day 28 the current contents of the Pre-Operational Area will become the data of the Operational Area.</p> <p>AMC Functions: Transfer Data between Area / To Operational Area</p>
Unlock all COM Centres	<p>In preparation for the next cycle, all COM Centres are unlocked.</p> <p>AMC functions: Manage Background Data / Lock/Unlock COM Centre</p>
Implement AMHS MD table	<p>The CCC Operators/External COM Operators set the AMHS Address Management tables in order to become live at 1100h UTC on Day 28.</p> <p>CCC / AMC Functions: None</p>

Provision of AMHS MD Register update to ICAO HQ	<p>The AMC Operator sends the address management Export files (AMHS MD Register, CAAS table and User Address table) to ICAO HQ so that it can be officially published in the next release of the ICAO Register of AMHS MDs.</p> <p>CCC / AMC Functions: None</p>
---	--

### **... Intra-MD addressing Update**

#### **Actors**

- CCC Operators,
- External COM Operators,
- AMC Operator (also coordinating with Participating COM Centres),
- ICAO Headquarters and Regional Offices (as a source of information and for official publication)

#### **Purpose**

New or modified data concerning intra-MD addressing, has to be entered into the Intra MD Addressing CAAS table and/or Intra MD Addressing User Address table (depending on the elements to be modified) in a co-operative effort by CCC Operators, External COM Operators and the AMC Operator.

#### **Description**

The beginning of this procedure is similar to the Inventory Update procedure, as CCC Operators/External COM Operators enter their intended changes in the AMC database. The end of this procedure is similar to the AMHS MD Register Update procedure, as CCC Operators/External COM Operators have to implement the Operational AMHS Address Management information gathered and validated by the AMC Operator.

During the Data Entry Phase, CCC Operators/External COM Operators enter new or modified data for intra-MD addressing of their own Centre(s) into the Background Area. It is validated against known data by the AMC Operator before being moved into the Pre-Operational Area.

*Note.— The update of the User Address table is a special case which requires close cooperation with the CCC Operators/External COM Operators of the States concerned. The CCC Operators/External COM Operators responsible for an AMHS Management Domain without assigned Nationality Letters have to ensure that the AF-Address of the respective State has been coordinated and agreed by the State/COM Centre concerned, before the assignment to the own PRMD by entering in the User Address table is executed. The CCC Operators/External COM Operators of the States concerned have the right to delete uncoordinated entries in the User Address Table.*

In parallel with this activity, the AMC Operator performs the same type of data entry as described above for the European PRMD (CAAS Table of PRMD=EUROPE), the Participating COM Centres and for other areas of the world, based on the inputs he received from ICAO

Regional Offices and/or from ICAO Headquarters. If necessary, he coordinates with appropriate bodies to sort out any identified inconsistency.

*Note.— In the context of the modification of the CAAS Table of PRMD=EUROPE, the AMC Operator has to ensure the respective update of the AFTN/CIDIN/AMHS Routing Tables.*

On Day 14, the AMC Operator transfers the tables to the Pre-Operational Area, and sets a trigger in the Bulletin Board to inform CCC Operators/External COM Operators of the proposed changes.

During the Acknowledgement Processing Phase (Days 21 to 24), the AMC Operator sets the status of the agreed tables in the Pre-Operational Area to “Released”, and sets a trigger in the Bulletin Board to inform CCC Operators/External COM Operators of the change to be implemented on Day 28.

The CCC Operators/External COM Operators monitor the Bulletin Board for triggers on AMHS Address Management. If such a trigger is found, CCC Operators/External COM Operators can prepare for entering the necessary tables into their systems. The AMC Operator informally also advises Participating COM Centres about the agreed modifications. The actual implementation takes place on Day 28, the AIRAC Date.

On Day 28, the AMC Operator transfers the contents of the Pre-Operational Area (only if status “released” was reached) to the Operational Area. The AMC Operator exports the Address Management files and sends them to ICAO for synchronisation of the official Register of AMHS MDs.

#### **Actions**

Enter data in Background Area	<p>The new or modified information of the COM Centre is entered by the CCC Operator/External COM Operator into the Background Area. The AMC Operator may need to perform the same action for the Participating COM Centres. For Non-Participating COM Centres, AMC Operator action is based upon official documents received from ICAO HQ or Regional Offices.</p> <p>CCC/AMC Functions: Enter Background Data / Address management / Intra-MD Addressing</p>
Co-ordinate with ICAO	<p>In case the AMC Operator identifies inconsistencies between the ICAO published data and the AMC data, he coordinates directly with appropriate bodies (ICAO HQ and/or other ICAO Regions) by telephone, email or fax. As a result of this co-ordination, the AMC Operator may need to modify data in the Background Area.</p> <p>CCC / AMC Functions: Enter Background Data / Address Management / Intra-MD addressing</p>

Validate modified data against known data in Background Area	<p>The AMC Operator checks the input data of CCC Operator/External COM Operator in the Background Area and modifies it as he sees fit (validation). For example, the AMC Operator is responsible for the overall correctness of the data and its consistency. He can also work on behalf of any COM Centre.</p> <p>AMC Functions: Enter Background Data / Address Management / Intra-MD addressing</p>
Co-ordinate with CCCs	<p>In case of inconsistencies or problems the AMC Operator and the CCC Operator/External COM Operator concerned communicate directly by telephone, email or fax. As a result of this co-ordination, the AMC Operator or the CCC Operator may need to modify data in the Background Area and the CCC Operator/External COM Operator may need to re-inspect data in the Pre-Operational Area.</p> <p>CCC / AMC Functions: None</p>
Lock all COM Centres	<p>Locking is a means of ensuring the consistency of data in the Pre-Operational Area.</p> <p>AMC Functions: Manage Background Data / Lock/Unlock COM Centre</p>
Transfer data to Pre-Operational Area	<p>All data relating to all COM centres are transferred to Pre-Operational Area in one batch.</p> <p>AMC Functions: Transfer Data between Areas / To Pre-Operational Area</p>
Unlock all COM Centres	<p>In preparation for the next cycle, all COM Centres are unlocked.</p> <p>AMC Functions: Manage Background Data / Lock/Unlock COM Centre</p>
Advise Participating COM Centres as appropriate	<p>In the Data Retrieval Phase, the AMC Operator informally advises about changes that are being performed in the address management function.</p> <p>AMC Functions: None</p>
Prepare intra-MD addressing implementation	<p>The action on behalf of the CCC Operators/External Operators could be to export the CAAS and User Address Tables to prepare its introduction into their systems.</p> <p>CCC Functions: View Pre-Operational Data / Address Management / Intra-MD addressing / Export</p>

Implement intra-MD addressing	The CCC Operators/External COM Operators set the AMHS Address Management tables in order to become live at 1100h UTC on Day 28.  CCC / AMC Functions: None
Transfer pre-operational to operational	At 1100h UTC on Day 28 the current contents of the Pre-Operational Area will become the data of the Operational Area.  AMC Functions: Transfer Data between Areas / To Operational Area
Provision of intra-MD addressing update to ICAO HQ	The AMC Operator sends the address management Export files (AMHS MD Register, CAAS table and User Address table) to ICAO HQ so that it can be officially published in the next release of the ICAO Register of AMHS MDs.  CCC / AMC Functions: None

### Decisions

Data of good quality?	The AMC Operator has overall responsibility for the quality of data in the database. He must ensure that he is satisfied with the quality of data entered by CCC Operators/External COM Operators before the data is transferred to the Pre-Operational Area.
Data consistent?	The AMC Operator checks that the data published by ICAO HQ is consistent with the AMC data. When doing this, he takes care of potential mis-synchronisation between the ICAO publication and the AMC.  AMC Functions: Enter Background Data / Address Management / Intra-MD Addressing / Import
Agree with new / modified data in Pre-Operational Area?	The data entered by a CCC Operator/External COM Operator may have been modified by the AMC Operator before the data was transferred to the Pre-Operational Area. The CCC Operator/External COM Operators may not necessarily agree with modifications made by the AMC Operator. If not, they need to co-ordinate with the AMC Operator and (perhaps) re-enter the data.

## ... AMHS User Capabilities Update

### Actors

- CCC Operators,
- External COM Operators,

- AMC Operator (also coordinating with Participating COM Centres)

### Purpose

New or modified data has to be entered into the User table in co-operative effort by CCC Operators/External COM Operators and the AMC Operator.

### Description

During the Data Entry Phase, new or modified data on the configuration of their own Centre(s) is entered by CCC Operators/External COM Operators, or by the AMC Operator on behalf of Participating COM Centres, into the Background Area. It is validated against known data by the AMC Operator before being moved into the Pre-Operational Area. The AMC Operator performs this activity alone for External COM Centres.

At the beginning of the Data Validation Phase the AMC Operator sets a trigger in the Bulletin Board.

CCC Operators/External COM Operators monitor the Bulletin Board for triggers to start the User table Update. If such a trigger is found, CCC Operators/External COM Operators can prepare for entering the User table into their systems. The actual implementation takes place on Day 28, the AIRAC Date.

On Day 28 the AMC Operator transfers the contents of the Pre-Operational Area to the Operational Area. He informally advises Participating COM Centres about the performed changes. The new User table is transferred.

### Actions

Enter data in Background Area	<p>The new or modified information of the COM Centre is entered by the CCC Operator/External COM Operator into the Background Area. This is possible only for their own centres.</p> <p>CCC Functions: Enter Background Area / AMHS User Capabilities</p>
Validate data modified in against known data Background Area	<p>The AMC Operator checks the input data in the Background Area and modifies it as he sees fit (validation). For example, the AMC Operator is responsible for the overall correctness of the data and its consistency. He can also work on behalf of any COM Centre.</p> <p>AMC Functions: Manage Background Data / AMHS User Capabilities</p>
Co-ordinate	<p>In case of inconsistencies or problems the AMC Operator and the CCC Operator/External COM Operator concerned communicate directly by telephone, email or fax. As a result of this co-ordination, the AMC Operator may need to modify data in the Background Area and the CCC Operator/External COM Operator may need to re-inspect data in the Pre-Operational Area.</p> <p>CCC / AMC Functions: None</p>



Lock all COM Centres	<p>Locking is a means of ensuring the consistency of data in the Pre-Operational Area.</p> <p>AMC Functions: Manage Background Data / Lock/Unlock COM Centre</p>
Transfer to Pre-Operational Area	<p>All data relating to all COM Centres are transferred to the Pre-Operational Area in one batch.</p> <p>AMC Functions: Transfer Data between Areas / To Pre-Operational Area</p>
Prepare User table implementation	<p>Preparation on the part of CCC Operator/External COM Operator could be, for example, the exportation of the User table to enter it into his system.</p> <p>CCC Functions: View Pre-Operational Data / AMHS User Capabilities / Export</p>
Implement User table	<p>The CCC Operators/External COM Operators set the User table to become live at midnight on Day 28.</p> <p>CCC / AMC Functions: None</p>
Transfer pre-operational to operational	<p>At 1100h UTC on Day 28 the current contents of the Pre-Operational Area will become the data of the Operational Area.</p> <p>AMC Functions: Transfer Data between Areas / To Operational Area</p>
Unlock all COM Centres	<p>In preparation for the next cycle, all COM Centres are unlocked.</p> <p>AMC Functions: Manage background Data / Lock/Unlock COM Centre</p>

### Decisions

Data of good quality?	<p>The AMC Operator has overall responsibility for the quality of data in the database. He must ensure that he is satisfied with the quality of data entered by CCC Operators/External COM Operators before the data is transferred to the Pre-Operational Area.</p>
-----------------------	--

## **... COM Charts update and publication procedure**

### **.... Description**

#### **Actors**

Users for View:

- AMC Operator,
- CCC Operators,
- External COM Operators,
- Read/Only Users.

*Note.– The users receiving the COM Charts by e-mail need to be defined.*

#### Users for Update:

- AMC Operator,
- CCC Operators,
- External COM Centre Operators,
- CNS Officers (if not registered via AMC Operator, for other ICAO Regions (e-mail)).

#### **Purpose**

The aim of the procedure is to ensure that the COM Charts are produced and published regularly, in a common form and constant quality independent on the actors involved.

Additionally, the procedure shall ensure that users which are not able to access the AMC are provided with these COM Charts.

#### **Description**

The procedure consists of the main following subtasks:

- Data entry in background area (common task with Inventory Update)
- Designing/Editing of the COM Chart
- Validation of the COM Chart by transfer into Pre-Op and then Operational area
- Distribution of the COM Chart(s) (by AMRD, Part IV)

#### **Actions**

Enter data in Background Area	<p>The new or modified information of the COM Centre is entered by the CCC Operator/External COM Operator into the Background Area. The AMC operator may receive additional inventory data about other regions from other sources (CNS officers via e-mail, publications, meeting reports, etc.) and enter these data in the AMC.</p> <p>CCC Function: Enter Background Data / Network Inventory</p>
-------------------------------	--

Designing/editing of the COM Charts in the Background Area	<p>The resulting modifications caused by the update or input of new data have to be checked in the background area. Necessary corrections have to be performed to ensure the readability of the COM Charts e.g. move of the placements of a COM Centre symbol or other measures.</p> <p>AMC Function: AMC Miscellaneous / Edit Com Charts</p>
Lock COM Centre	<p>Locking and unlocking is a means of ensuring the consistency of data in the Pre-Operational Area.</p>
Transfer to Pre-Operational Area	<p>The finalised COM Chart data are transferred into the Pre-Operational Area together with all data from network inventory, routing directory etc. COM Charts are not visible in that area, this task is however necessary to prepare the transfer to operational area at the end of the cycle.</p> <p>AMC Function: Transfer Data between Areas / To Pre-Operational Area</p>
Transfer pre-operational to operational	<p>At 1100h UTC on Day 28 the current contents of the Pre-Operational Area will become the data of the Operational Area.</p> <p>AMC Functions: Transfer Data between Areas / To Operational Area</p>
Unlock COM Centre	<p>Locking and unlocking is a means of ensuring the consistency of data in the Pre-Operational Area.</p>
Preparation of AMRD, Part IV – “Booklet” (once a year)	<p>Update of the Tables of the COM Centres and Location Indicators in accordance with the inventory or DOC 7910, if any.</p> <p>Summarise and/or marking of the changes in the COM Charts and in the Tables of the COM Centres and Location Indicators.</p> <p>Update of the addresses in the distribution list in accordance with the inventory updates.</p> <p>CCC / AMC Functions: indirect use of Network Inventory, View ANP Locations, Manage ANP Locations</p>

Distribution of the COM Charts (by AMRD, Part IV) (once a year)	<p>Composition of the material to be published, including:</p> <ul style="list-style-type: none"> <li>• Build / making of a PDF file of the COM Charts</li> <li>• Prepare the file including all details as described in ....)</li> </ul> <p>Publication via e-mail, once a year in coordination with Operations Group</p> <p>CCC / AMC Functions: None</p>
---	---

#### .... **Structure of the COM Charts Booklet**

..... The COM Charts Booklet consists of:

1. Overview of the Routing Directory Documentation (AMRD)
2. Introduction
  - 2.1 Use of the Part IV
  - 2.2 Guidance to the link capacity
  - 2.3 Changes in the Part IV
3. COM Charts
  - 3.1 COM Chart of AFI Region
  - 3.2 COM Chart of ASIA/PAC Region
  - 3.3 COM Chart of EUR/NAT Region
  - 3.4 COM Chart of MID Region
  - 3.5 COM Chart of NAM/CAR Region
  - 3.6 COM Chart of SAM Region
  - 3.7 COM Chart of connections between Regions (Interregional COM Chart)
4. Tables of the COM Centres and Location Indicators
  - 4.1 Table of the COM Centres in the AFI Region
  - 4.2 Table of the COM Centres in the ASIA/PAC Region
  - 4.3 Table of the COM Centres in the EUR/NAT Region
  - 4.4 Table of the COM Centres in the MID Region
  - 4.5 Table of the COM Centres in the NAM/CAR Region
  - 4.6 Table of the COM Centres in the SAM Region
  - 4.7 Table of the COM Centres in the Interregional COM Chart

#### .... **Additional remarks**

..... It is recommended to limit the distribution list to those recipients only which do not have the possibility to access the COM Charts via the AMC.

## **... Third Party Gateway Coordination of AMHS User Addresses Guidelines**

### **.... Introduction**

..... The following process is recommended as best practice to ensure effective coordination of AMHS User Address allocation to Third Party's between the AMC, the State authority responsible for the assignment of ICAO AFTN addresses, Third Party Gateways & the External/CCC COM Operator.

### **.... General**

..... An AFTN Address assigned to a PRMD other than the associated one defined by the AMHS MD Register remains in the ownership of the State identified by the Nationality Letters cf. ICAO Doc 7910. The AFTN addresses shall be composed in accordance with ICAO Doc 7910 and ICAO Doc 8585. The filling letter could define a specific service/department e.g., O for Operations.

..... A Third-party Service Provider is obliged to request the validation and the authorization for use of a national AFTN Address from the State Authority concerned.

..... For ease of management it is recommended that the COM Centre AMC participant act as the initial point of contact for Third-Party Service Providers to request the use of an AFTN address.

..... It should be noted that the AMC is not responsible for the management, assignment, coordination, or approval of AFTN addresses to be used by a Third-Party Operator. Agreement must be reached between the Third-Party User, the Third-Party External COM Operator, the State authority responsible for the assignment of ICAO AFTN addresses and the state CCC/External COM Operator, before the AMC is updated.

### **.... Procedure**

#### **Step 1: AFTN Address request**

(Initiator: External COM Operator of the Third-party Service Provider)

If a user of a Third-party Service Provider requires to communicate via the Third-party Service Provider's AMHS Gateway with ATS Users connected to the Global ICAO AFS network an AFTN Address for identification of this user has to be requested.

The CCC Operator or External COM Operator representing the COM Centre concerned shall be contacted with the request. The CCC Operator or External COM Operator are recommended to either coordinate request or provide the Third-party Service Provider with the contact details of the State Authority responsible for the allocation of ICAO AFTN.

Within the request the External COM Operator of the Third-party Service Provider shall provide at least:

- The **User Short Name**, which reflects the user identification in the Third-party Service Provider's network (e.g. the Type B Address).
- The **Proposed AFTN address for Use** in the User Address List or new AFTN address requested in line with ICAO 7910 & ICAO 8585,

- The **User Capability**, which describes the size and types of messages which the user is able to process.
- Contact Details for the operational end user of the address.
- Any other details specifically requested by that State Authority's processes and procedures.

*Note.— Generally, the first four letters of AFTN Address shall consist of a Location Indicator listed in ICAO Doc 7910 allocated by the State and coordinated with the concerned CCC Operator or External COM Operator.*

*The following three letters of AFTN Address shall represent the user's Three-letter Designator of the Aircraft Operating Agencies, Aeronautical Authorities or Services as published in ICAO Doc 8585.*

*The AFTN address shall be completed by an eighth letter which represents the department, division or person within the organisation/function. The filler letter "X" shall be used when explicit identification is not required.*

## **Step 2: AFTN Address Coordination**

(Performer: Responsible State Authority or COM Centre with delegated responsibility)

The State Authority Responsible or a COM Centre Operator with delegated responsibility for the allocation of AFTN addresses should approve, amend or reject the request of the Third-Party Service Provider in line with the process and timescales of that State Authority.

## **Step 3: AFTN Address registration in AMC**

(Performer: External COM Operator of the Third-party Service Provider)

Once the allocation of the AFTN address is approved the External COM Operator of the Third-party Service Provider shall send a proposal via e-mail to the CCC/External COM Centre Operator and the AMC Operator informing them of the addressing change confirming the change has been approved by the appropriate State Authority.

After the successful coordination (the permission was given) the AFTN Address shall be incorporated in the User Address Table.

*Note.— Coordination for the allocation of address should be carried out before the AMC Operator is contacted and must be confirmed before any address is entered into the AMC application.*

The External COM Operator of the Third-party Service Provider shall enter the following information in the AMC User address list:

- *AFTN Addr Indicator,*
- *User Short Name,*
- User Capabilities of the user.

The CCC Operator or External COM Operator of the concerned COM Centre should also enter the AFTN address indicator into the AFTN routing tables to show this address will be converted to AMHS via the MTCU.

*Note.– The coordination process shall always be finalised latest at Day 8 of the AMC cycle.*

### Checklist:

Prior to submitting a User Addressing proposal to the AMC the External COM Operator of the Third-party Service Provider has to check:

Action	Check Box
Has the Third-Party User provided a preferred AFTN address for use or does the state authority need to assign the new AFTN address?	
Has the new AFTN Address been approved with the appropriate State authority?	
Are the foreseen AFTN Addresses of these users correctly composed according to ICAO Doc 7910 and Doc 8585?	
Are the User Capabilities known?	
Is the use of these AFTN Addresses permitted by the COM Centres concerned?	

Once the steps above are complete the External COM Operator of the Third-party Service Provider shall provide a proposal to the AMC Operator and input the information to the AMC between Day 1 and Day 8 of the AMC cycle.

## .. AMC Procedures (Publication)

### ... Document Publication

#### Actors

- the CCC Operators and External COM Operators , or group of users, willing to publish a document
- the AMC Operator

#### Purpose

Several AMF-I functions include the publication of one or several documents by means of files uploaded in the ATS Messaging Management Centre. A set of rules need to be observed to make a document able to be published. This procedure is the means to check that conformance with these rules is ensured before posting the document for download or viewing by all AMC Users.

#### Description

The publisher (in general the author) of the document shall prepare its submission by checking that it complies with the publication rules (see para. ....), and submit it to an AST TF working group which is the body responsible for approval of publication. The AST TF working group shall verify that rules are being complied with and transfer the document to the AMC Operator

for publication. In case of non-compliance, the working group shall inform the document publisher of the detected non-compliance and ask for an iteration of the procedure.

#### triggers

decision to publish a document	Any CCC Operator and External COM Operator or group of users is free to propose a document for publication in AMF-I function when he believes that the information contained in the document is of value to States implementing AMHS.
--------------------------------	---

#### actions

prepare document for publication	The publisher checks that the document complies with the rules, and he updates it as appropriate.
submission for approval to the appropriate AST TF working group	The publisher sends the document as a working paper to the next meeting of the appropriate AST TF working group, either PG or OG, with the recommendation that the document be approved for AMF-I publication. This submission is done in accordance with the working group's current working practices.
send approved document to AMC Operator	After approval by the working group, the AST TF working group chairman, or a person to whom he delegated the task (can be the document publisher) sends the document by e-mail or any appropriate means to the AMC Operator.
upload of document by AMC Operator	Upon receipt of the document with the status "approved" from the AST TF working group, the AMC Operator uses the UPLOAD action of the appropriate AMF-I function to publish the document and to make it available to all AMC Users. If the status is "approved subject to agreed amendments", the AMC Operator checks that these have been duly performed before uploading the document.

#### decisions

doc complies with publication rules?	<p>The decision is based on the publication rules listed in para ..... and on any additional criteria that the working group may deem appropriate.</p> <p>In case of minor non-compliance, the decision can be "approved subject to agreed amendments" so as to avoid a full cycle of iteration.</p>
--------------------------------------	--

### **... PDR Table Update**

#### Actors

- the ICAO body in charge of documentation (SARPs/technical specifications) maintenance (currently the ICAO Aeronautical Communications Panel, Working Group M - Maintenance)
- the AMC Operator



## Purpose

The AMC Operator needs to store PDR/AP information in the “Monitoring of AMHS Documentation Maintenance” function of the AMC, whenever a change occurs in the status of existing PDRs/APs, or when a new PDR/AP is published. The goal is not to replace the SARPs/technical specifications maintenance procedures, but to offer a focal point for up-to-date information about active and already closed PDRs/APs.

## Description

The AMC Operator is registered as a member of the appropriate mailing lists for AMHS and Directory documentation (SARPs/technical specifications) maintenance. As such, he receives by e-mail information about the status of PDRs/APs, and about discussion of PDRs/APs between list members. The AMC Operator analyses the received information and he publishes in the AMC, using the appropriate AMF-I function and actions, only the changes that have been approved by the ICAO body in charge of documentation maintenance for the considered PDRs/APs<sup>7</sup>.

## triggers

new PDR/AP information	<p>When a new PDR/AP is sent by a contributor to the mailing list, the person in charge within the maintenance body distributes the PDR/AP with a unique number and the indication that it is a new PDR/AP with status SUBMITTED, via the mailing lists.</p> <p>The person in charge also sends a formal message when the status of a PDR changes, in accordance with the maintenance procedures (see section .... for more details).</p>
------------------------	---

## actions

receive information via PDR/AP mailing lists	the AMC Operator receives all e-mails related to PDR/AP information and discussion, as a member of the documentation maintenance mailing lists.
analyse PDR/AP information	the AMC Operator analyses whether the e-mail reflects a change in status or is just a contribution to the discussion.
update table and upload PDR/AP file and attachments (if any)	the AMC Operator updates the fields of the PDR/AP table in the “PDRs and APs” function, and upload accordingly the PDR/AP file received via the mailing list. If the PDR/AP is embedded in the e-mail and not attached as a separate file, the AMC Operator stores it as a local file complying with the file naming and syntax characteristics, before uploading it. Any file or document (if new or modified) supportive of the PDR/AP is also uploaded as an attachment in the “References” section of the function.

## decisions

new PDR/AP or new status for existing PDR/AP?	<p>The determination of the nature of the received e-mail is easy, either in the e-mail subject, or in the body in the PDR/AP (based on the “Status” and “PDR Revision Date” fields).</p> <p>New “official” PDR/AP and notification of status change can also be originated by the maintenance body chairman. This provides an additional decision criterion.</p>
---	---

## .. AMHS Operational Procedures

The migration from AFTN/CIDIN to AMHS requires the development of AMHS Operational Procedures, to ensure that transition steps are performed smoothly and without service disruption.

AMC functions, and specifically the routing management function, are of utmost importance to the performance of these AMHS Operational Procedures. It is one of the main goals of ATS Messaging Management to provide support to the transition to AMHS.

Therefore, the AMHS Operational Procedures that are most needed to this are included as Appendices to this document. They include:

- Appendix A: the procedure for the introduction of a new COM Centre in the EUR/NAT AMHS network,

[to be expanded as deemed necessary by AST TF].

## **Attachment A: Change Control Mechanism of the ATS Messaging Management Manual**

*Note.— Changes, problems or defects detected concerning the Standards and Recommended Practices (SARPs) or Technical Provisions summarised in the ICAO Documentation (Annex 10, Document 9880) are not affected by this mechanism. For these documents the change control process set up by ACP and its Working groups is applicable.*

Proposals to introduce changes to the ATS Messaging Management Manual may arise from users, implementers or manufacturers. The procedure for submission and processing of a Defect Report (DR) or a Change Proposal (CP) involves the following steps:

### **A.1 Procedure for DR**

- a) A problem is detected concerning the operation of the AMHS network, which is reflected in the ATS Messaging Management Manual and may be attributed to implemented AMHS procedures and/or inconsistencies in the documentation.
- b) The problem is reported to the Rapporteur of the Operations Group of AST TF (AST OG), by submission a defect report (DR). A standard reporting format is used (see attached template).
- c) The Rapporteur assigns a number and priority to the defect report and introduces it to the agenda of an upcoming meeting of the OG. If necessary, he refers to the Planning Group (PG) Rapporteur.
- d) The OG evaluates the report and either adopts it as a working item or rejects it. The party, which submitted the defect report, is notified accordingly.
- e) Experts of the OG are assigned to the problem and milestone dates are set. Outside expertise may be invited to participate, as appropriate.
- f) The OG develops proposals for resolving the problem and submits them to the AST TF for approval.
- g) The AST TF approves or rejects the presented proposals. In case of the latter, the subject is referred back to the OG (step e) or discarded.
- h) The OG drafts appropriate text for amendment of the ATS Messaging Management Manual and submits it to the AST TF for approval.
- i) The AST TF approves or rejects the proposed material. In case of the latter, the subject is referred back to the OG (step h).
- j) The proposed amendments to the ATS Messaging Management Manual are presented to the EASPG for approval.
- k) Solutions are implemented.

Steps (f) and (h) may run in parallel.

## A.2 Procedure for CP

The same structured procedure, with the exception of steps (f) and (g) applies in case of proposed enhancements to the ATS Messaging Management Manual or inconsistencies in existing EUR AMHS documentation.

In this case, a change proposal (CP) should be submitted to the OG. The format of the CP is similar to that of the DR.

(If ICAO SARPs and/or Technical Specifications are concerned the change control process, set up by ACP and its Working groups, has to be followed by using appropriate procedures.)

## A.3 Template for Defect Reports / Change Proposals

TEMPLATE FOR DEFECT REPORTS / CHANGE PROPOSALS	
	<div>DR-AMMM-yy-<b>nnn</b></div> <div>CP-AMMM-yy-<b>nnn</b></div>
<b>Title:</b>	Short, indicative textual name
<b>Reference:</b>	Number assigned by the OG Rapporteur
<b>Originator reference:</b>	Provided by the originator
Submission date:	
Submitting State/Organization:	
Author:	
<b>Contact Information:</b>	e-mail, fax, telephone and postal address
Experts involved:	
<b>Status:</b>	Assigned by the OG Rapporteur
<b>Priority:</b>	Assigned by the OG Rapporteur
<b>Document reference:</b>	Affected section(s) of the ATS Messaging Management Manual
<b>Description of defect:</b>	Nature of the problem in detail Reason(s) for requesting changes
Assigned expert(s):	
<b>Task history:</b>	Working Papers and Information Papers Produced on the subject
<b>Proposed solution:</b>	Including amendments to the text, if feasible

<b>DR/CP STATUS control sheet</b>				
<b>Event</b>	<b>Date</b>	<b>Status</b>		<b>Remark</b>
DR or CP received submission date		Set to submitted		
discussion at OG/ ...		Set to accepted	Set to rejected	
Date for development of proposals/ solutions				Responsible:
discussion at OG/ ...		Set to resolved		
presentation to AST TF/ ...		Set to adopted	Set to rejected	
Date for development of amendment to the Manual				Responsible:
discussion at OG/		Set to approved		
presentation to AST TF/ ...		Set to approved for application		
Additional DATES and comments				

**Attachment B: List of Abbreviations**

ACK	Acknowledgement
ACP	Aeronautical Communications Panel
Ad	(CIDIN) destination address
ADMD	Administrative Management Domain
Ae	(CIDIN) entry address
Aena	Aeropuertos Españoles y Navegación Aérea
AF-Address	AFTN-Form Address
AFS	Aeronautical Fixed Service
AFSG	Aeronautical Fixed Service Group
AFTN	Aeronautical Fixed Telecommunications Network
AI	Address Information
AIDC	ATS Inter-facility Data Communications
AMC	ATS Messaging Management Centre
AMF-I	AMHS Off-line Management Functions – Implementation Support
AMF-O	AMHS Off-line Management Functions – Operational
AMHS	ATS Message Handling System
AMI	Address Mapping data Import
AMP	Address Mapping Procedure
AMRD	ATS Messaging Routing Directory
AMSG	ATN Maintenance Subgroup
AMT	Address Mapping Table
ANC	(ICAO) Air Navigation Commission
ANSP	Air Navigation Services Provider
AP	Amendment Proposal
APS	Address Publishing Service
AR	Address Registration

AST OG	Operations Group of AST TF
AST PG	Planning Group of AST TF
AST TF	AFS to SWIM Transition Task Force
ATN	Aeronautical Telecommunication Network
ATNP	Aeronautical Telecommunication Network Panel
ATS	Air Traffic Services
ATSMHS	ATS Message Handling Services
ATSO	Air Traffic Services Organisation
Ax	(CIDIN) exit address
BUFR	Binary Universal Form for the Representation of meteorological data
CA	Certificate Authority
CAAS	Common AMHS Addressing Scheme
CCC	Cooperating COM Centre
CIDIN	Common ICAO Data Interchange Network
CMC	CIDIN Management Centre
COM	Communication Centre
CRL	Certificate Revocation List
DFS	DFS Deutsche Flugsicherung GmbH
EANPG	European Air Navigation Planning Group
EASPG	European Aviation System Planning Group
EATMP	European Air Traffic Management Plan
EIT	Encoded Information Type
ENRD	EUR/NAT Routing Directory
EUR	European (ICAO Region)
FAQ	Frequently Asked Questions
FTBP	File Transfer Body Part
GDI	Global Domain Identifier
HQ	Headquarters

ICAO	International Civil Aviation Organisation
ICAORD	ICAO Regional Director
ICC	Inter-Centre Communications
IP	Internet Protocol
MD	Management Domain
MF	MHS-form (address)
MHS	Message Handling System
MTA	Message Transfer Agent
NACK	Negative Acknowledgement
NAT	North Atlantic (ICAO Region)
NATS	National Air Traffic Services Ltd
NSAP	Network Service Access Point
O	Organisation-name (address attribute)
OG	Operations Group (see AST OG)
O/R	Originator/Recipient
OLDI	Online Date interchange
OSI	Open Systems Interconnection
OU	Organisation-Unit-names (address attribute)
PDR	Potential Defect Report
PG	Planning Group (see AST PG)
PKI	Public Key Infrastructure
PRMD	Private Management Domain
SADIS	Satellite Distribution System for Information Relating to Air Navigation
SARPs	Standards and Recommended Practices
SPACE	Study and Planning of AMHS Communications in Europe
SPSO	SPACE participating States/Organisations
STNA	Service Technique de la Navigation Aérienne
SWIM	System Wide Information Management



TCP/IP	Transmission Control Protocol/Internet Protocol
TEN-T	Trans-European Networks-Transport
TPn	Transport Protocol Class n (n=0 or n=4)
UA	User Agent
WP	Work Package
XF	Translated-form (address)
XMIB	Cross-Domain Management Information Base

**END of document**

## **A. Appendix A – Procedure for the introduction of a COM Centre in the EUR/NAT AMHS network**

### **A.1 Scope and goals of the procedure**

#### **A.1.1 Scope of the procedure**

A.1.1.1 This procedure specifies the actions necessary to perform the introduction of a COM Centre in the International EUR/NAT AMHS network. The COM Centre may provide CIDIN and/or conventional AFTN international connectivity and support the AFTN application for national users. AMHS is introduced as an additional functionality and service in the existing COM Centre.

It is assumed that no CIDIN relay functionality is provided.

A.1.1.2 From the above, it results that, strictly speaking, the procedure is related to the introduction of the AMHS operational service in a COM Centre of the international AFTN/CIDIN/AMHS network.

A.1.1.3 While the introduction of the AMHS operational service between COM Centres of the EUR/NAT Region was covered so far by this document, the connection to AMHS COM Centres of other AMHS islands requires special attention. Due to the independent development of the level of AMHS service in other ICAO Regions specific prerequisites shall be met before an AMHS connection can be established.

A.1.1.4 These prerequisites are:

- The AMHS COM Centres of the concerned AMHS island is following the AMC procedures, which means that the regular upload of the following AMHS Address Management Tables on the AIRAC dates is performed:
  - AMHS MD Register
  - CAAS Table
  - User Address Table
- The AMHS COM Centres of the concerned AMHS island update their systems accordingly.
- The AMHS island is interconnected to the assigned regional AMHS SITA Gateway and has performed the SITA Integration successfully, which means that within the AMHS island the PRMD assignment based on the User Address Table and the AMHS MD Register and the respective PRMD routing is set up.

A.1.1.5 The General Procedure described in Chapter A.2 should be followed as well to establish AMHS connections to AMHS island not yet connected with the EUR/NAT AMHS network. The procedure should be tailored if required.

## **A.1.2      Target AMHS network**

The target AMHS network which this procedure aims at reaching, when applied to all COM Centres in the EUR/NAT Regions, has the following characteristics:

- it is an integrated AMHS network, composed of one single AMHS island in which all COM Centres are interconnected;
- it is a fully-meshed network, which means that there is an any-to-any connectivity at the level of AMHS connections (associations between MTAs) between COM Centres.

## **A.1.3      Qualitative objectives**

The proposed approach aims at three main goals:

1. migrate all the flows conveyed over the AFTN or CIDIN link to the AMHS connection. CIDIN connectivity is not maintained at the end of the transition;
2. migrate operational flows progressively to the AMHS connection, so as to:
  - facilitate operational validation (reduce the number/extent of changes at each step, to facilitate the analysis of behaviour/results),
  - enable easy rollback, in case it would be absolutely needed;
3. limit impact on COM Centres other than those to which the procedure is applied, to reduce as much as possible inter-Regional co-ordination tasks during transition. Co-ordination will still be needed anyway, making use of the AMC.

## **A.2          General procedure description**

### **A.2.1      Terminology**

In the context of this procedure, the following terms are used:

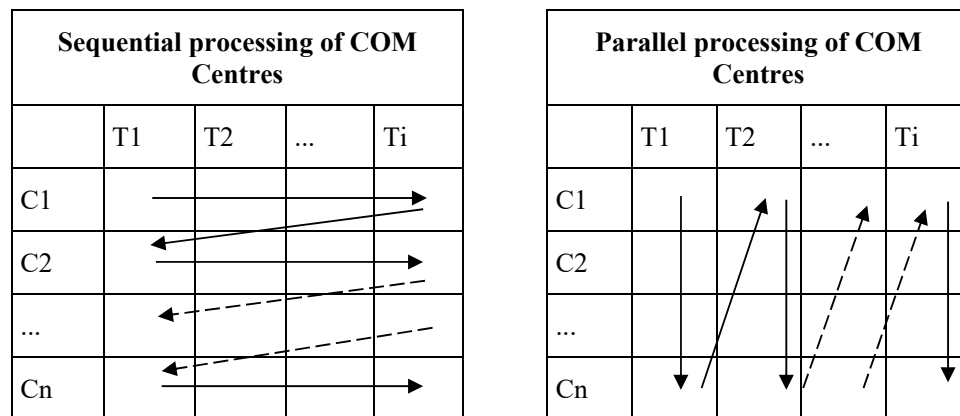
- the "considered COM Centre" refers to the COM Centre which is being introduced in the AMHS network. For convenience in the procedure description, this COM Centre is also named "COM Centre B", and "COMB" represents the 4-letter Location Indicator of COM Centre B;
- an "adjacent Centre" designates a COM Centre which is adjacent to the considered COM Centre in the AFTN or CIDIN topology before introduction of AMHS in the latter;
- a "non-adjacent Centre" designates a COM Centre which is not adjacent to the considered COM Centre in the AFTN or CIDIN topology;
- the "remote COM Centre" refers to the AMHS COM Centre with which the considered COM Centre B implements an operational AMHS connection, as part of the present procedure. The remote COM Centre can be adjacent or non-adjacent as defined above. It is also named "COM Centre C", and "COMC" represents the 4-letter Location Indicator of COM Centre C.

## A.2.2 Structure of the procedure

A.2.2.1 For each considered COM Centre, the procedure is composed of:

- a set of pre-requisite tasks to be performed once;
- a set of tasks T1, T2, Ti to be performed iteratively with every other AMHS COM Centre C1, C2, Cn in the network. The overall goal of this set of tasks is to implement an AMHS connection between the considered COM Centre and C1, C2, Cn, and to migrate operational traffic to this connection.

A.2.2.2 The order of tasks to be performed with a given COM Centre (adjacent or not) is fixed, but the performance of the tasks for a set of COM Centres can take place either sequentially or in parallel, or using any combination of both approaches, provided that the order of tasks is not altered for each COM Centre. This is depicted in Figure 5 below.



**Figure 5: Task sequencing in the procedure**

A.2.2.3 It is recognised that the actual sequencing of tasks may depend on a number of factors, which include (but are not limited to):

- the availability of lower layer communication systems,
- the number of AMHS Centres already involved in the AMHS network,
- the topology of the AMHS network before the considered COM Centre is introduced,
- the time at which the considered COM Centre is introduced in the network (more parallelism is likely to be adopted when more confidence is gained in the AMHS technology, i.e. at the later stages of the Regional transition to AMHS).

A.2.2.4 For the sake of simplicity, and also because it is most likely to happen in this way in the beginning of transition to AMHS, the procedure is described in accordance with the sequential processing of COM Centres illustrated in Figure 5.

### **A.2.3      Pre-requisite tasks**

A.2.3.1      Before a COM Centre starts supporting the AMHS operational service operationally, a set of pre-defined tasks shall be completed in accordance with the applicable ICAO standards, principles and procedures, including:

1. procurement of an AMHS system comprising at least an ATS Message Server and an AFTN/AMHS Gateway conformant at least to the following documentation:
  - a. EUR AMHS Manual,
  - b. ATS Messaging Management Manual,
  - c. by virtue of the documents above, selected requirements of ICAO Document 9880 [5];
  - d. ICAO EUR Doc 026 – EUR AMHS COM Centre Training Guidelines
  - e. ICAO EUR Doc 027 – IP Infrastructure Test Guidelines for EUR AMHS
2. appropriate training for AFTN/CIDIN/AMHS COM Centre operators, so that they become aware of X.400 concepts and operation;
3. availability of an "AMHS expertise unit" in the COM Centre, familiar with AMHS specifications and operational implications;
4. participation in AMC activities by accreditation of CCC Operators associated with the considered COM Centre and corresponding AMHS Management Domain (MD);
5. successful installation, technical and operational acceptance of the AMHS system;
6. conformance testing of the AMHS system (this task may be part of the acceptance procedures included in item 5 above);
7. inter-operability testing of the AMHS system with peer test systems in States or COM Centres with which the system will be operationally interconnected;
8. declaration and update as appropriate of the COM Centre implementation plans in the AMC "Implementation Planning" function.

### **A.2.4      Iterative tasks to be performed with every other AMHS COM Centre**

A.2.4.1      This section lists the tasks that have to be performed between the considered COM Centre (COM Centre B) and every other AMHS COM Centre already integrated in the European AMHS network, the latter being called "the remote COM Centre", as defined in section A.2.1.

A.2.4.2      The following tasks shall be performed:

- Task T1:      implementation of lower layer IP connectivity, with a level/quality of service adequate for operational communications;
- Task T2:      bilateral testing;

- Task T3: activation of an operational AMHS connection (an association or a set of associations between peer MTAs) between the considered COM Centre B and the remote COM Centre C;
- Task T4: gradual integration of the considered COM Centre B in the network by progressive migration of traffic flows from the existing CIDIN/AFTN connectivity (CIDIN VCs or AFTN circuits), if any, to the AMHS connection between both COM Centres. Each step of this migration may be seen as a sub-task of the introduction procedure and it may be subject to the same sequencing rules as described for tasks in section A.2.2 above;
- Task T5: deactivation and deletion of the existing CIDIN/AFTN connectivity (CIDIN VCs or AFTN circuits) between both COM Centres, if any.

A.2.4.3 The order in which every other COM Centre C is processed in accordance with the task list above depends on a number of factors, among which the most important is the availability of lower layer communications between both COM Centres. As a guideline, the general sequence for the implementation of such AMHS connections should be as follows:

1. adjacent COM Centres;
2. non-adjacent COM Centres between which no indirect AMHS connectivity is available;
3. non-adjacent COM Centres between which indirect AMHS connectivity is already available (in AMHS, using store-and-forward through other AMHS COM Centres).

A.2.4.4 If for the considered COM Centre B, none of the adjacent CIDIN/AFTN COM Centres supports AMHS yet, when COM Centre B introduces AMHS operational service, stage 1 of the sequence above cannot be performed and shall be skipped.

A.2.4.5 The decision to implement an AMHS connection at a given date between the considered COM Centre B and each remote COM Centre C is a matter of mutual agreement between both Centres, after preliminary co-ordination and planning. The following AMC functions should be used in support of such co-ordination:

- AMHS implementation planning,
- interworking test support,
- network inventory and network planning.

A.2.4.6 This procedure assumes that it is the responsibility of the considered COM Centre B, which is not yet (or not fully) integrated in the network to initiate the co-ordination described above.

## **A.3 Detailed description of the iterative tasks**

### **A.3.1 Task T1: Implementation of lower layer connectivity**

A.3.1.1 Prior to pre-operational testing and to the establishment of the operational AMHS connection, lower layer IP connectivity shall be implemented between the two COM Centres, either on a point-to-point basis or, preferably, by access to a common IP inter-network. The

connectivity solution shall offer a level of quality of service adequate for operational communications.

A.3.1.2 This shall be achieved by bilateral co-ordination between the two COM Centres, and with any other party as appropriate, depending on the retained technical solution.

A.3.1.3 The actual technical means and procedures to be used for this purpose are out of the scope of the present procedure.

## **A.3.2      Task T2: Bilateral testing**

A.3.2.1 Bilateral testing shall be performed with the remote COM Centre. Bilateral testing shall include inter-operability testing and pre-operational testing.

A.3.2.2 Inter-operability testing shall be performed using AMHS test platforms for each COM Centre. The test platform may be located in the Centre itself or elsewhere in the considered State.

*Note.— Inter-operability testing may have been performed between the two considered COM Centres as part of the pre-requisite tasks described in section A.2.3. In such a case there is no need to repeat such tests as part of the procedure.*

A.3.2.3 In the case where there is no test system available in one of the COM Centres, more limited inter-operability testing may be performed with the operational AMHS system, using exclusively test addresses reserved for this purpose. Special care should be taken that such tests do not impact the operational service delivered by the system. This should be envisaged only where a high level of confidence exists that the tests will be successful (e.g. if successful inter-operability testing with another AMHS system of the same type/manufacture has already been performed in the past).

A.3.2.4 The inter-operability tests should conform to the recommendations of the EUR AMHS Manual. They shall include at least the validation of the following functions:

- AMHS message/report transfer between both Centres,
- AMHS routing in each Centre,
- AMHS message submission/delivery in each Centre,
- AFTN/AMHS conversion in each Centre,
- Management of integrated AFTN/CIDIN/AMHS routing in each Centre.

A.3.2.5 Bilateral pre-operational testing shall be performed with the remote COM Centre. These tests should be performed using duplicated operational traffic and within the operational network environment before the "AMHS cut-over". If possible, the IP connectivity intended for operational service should be used for this purpose, in order for the queue behaviour and transit time to be representative of the operational environment. The pre-operational tests should conform with the recommendations of the EUR AMHS Manual.

### **A.3.3      Task T3: activation of an operational AMHS connection**

A.3.3.1      At the latest 28 days (one AIRAC cycle) before the planned activation date, the CCC Operator of the considered COM Centre shall enter detailed planning information in the AMHS connection in the AMC database, using the "Network Inventory" functions. The "COM Centres", "AMHS Capabilities" and "Connections" sub-functions should be used for this purpose. The planned AMHS connection shall be created with the indication "no operational traffic" in the "Remark" field.

*Note.— It is preferred that any activation of an operational AMHS connection takes place on an AIRAC date. It is appreciated that due to technical/staffing or other local issues that activation may not be possible between the connecting States. If the latter is the case, the connecting COM Centres must ensure that bi-lateral agreement is achieved with all affected States and in all cases the AMC Operator is kept informed of the connecting States intentions and arrangements.*

A.3.3.2      In the data entry phase of the AIRAC cycle preceding the planned activation date, the CCC Operator shall indicate the activation of the connection (and of the AMHS system if it is the first connection), using the same AMC functions as above.

A.3.3.3      If not existing yet (i.e. if the AMHS connection is the first one for the considered COM Centre), the AMHS routing table for Centre COMB shall be created in the AMC routing directory function by the AMC Operator. All entries in the AMHS routing table (for all destination AMHS MDs) are configured with only a "Existing Main" and set to "MTCU". This action is in fact performed automatically by the AMC application and confirmed by the AMC Operator.

A.3.3.4      The parameters of the AMHS association shall be entered by both COM Centres in their respective systems, using the information provided by the AMC "Network Inventory" function (AMHS Capabilities). On the bilaterally agreed date the association shall be activated by each COM Centre.

### **A.3.4      Task T4: Progressive migration of traffic flows**

#### **A.3.4.1      Task structure**

A.3.4.1.1      This task is composed of a maximum of four steps, noted from T4 Step1 to T4 Step4, with Step4 possibly further subdivided in sub-steps Step4a, Step4b etc.

A.3.4.1.2      For convenience in the description of this task, "COM Centre A" identifies a COM Centre which is before Com Centre B in the flow direction from A to B to C. "COM Centre D" identifies a COM Centre which is after Com Centre C in the flow direction from A to B to C to D. "COMA" and "COMD" represent the 4-letter Location Indicators of COM Centre A and COM Centre D, respectively. The same terminology is used in the reverse flow direction, i.e. from COM Centre D to C to B to A.

A.3.4.1.3      *Note.— some steps or actions within a step may be not required, depending on the connectivity available between COM Centre B and COM Centre C (whether they are AFTN or CIDIN/AFTN COM Centres, and according to the categories identified in section A.2.4.3) prior to performing T4.*

#### **A.3.4.2      T4 Step1: migration of AMHS traffic for reception by the COM Centres**



#### A.3.4.2.1 Description

Step1 consists in the integration in the AMHS network of the local and incoming AMHS traffic in the considered COM Centre B, which is directed to the remote COM Centre C (and vice-versa). This integration is performed by routing of such traffic over the newly implemented AMHS connection.

A.3.4.2.2 The remote COM Centre C shall be contacted by the considered COM Centre B and an AIRAC date for migration to Step1 shall be agreed.

A.3.4.2.3 During the data entry phase of the AIRAC cycle before the agreed date, the CCC Operator of the considered COM Centre shall inform the AMC Operator by means of a change request message. The CCC Operator shall also update the AMC "Network Inventory/Connections" function, by modification of the "Remark" field in the AMHS connection entry. This field shall be set to "Step1: restricted to incoming AMHS traffic between COMB and COMC" (COMB and COMC being the locations indicators of the COM Centres).

A.3.4.2.4 During the data validation and processing phase of the AIRAC cycle, the AMC Operator shall modify the AMHS routing table of the considered COM Centre B: in the entry with destination to the AMHS MD of the remote COM Centre C, the "existing main" columns shall be set to specify COM Centre C itself. Reciprocally, the AMHS routing table of the remote COM Centre C shall also be modified: the "existing main" columns of the entry with destination to the AMHS MD of the considered COM Centre B shall be modified to specify COM Centre B itself. There shall be no other modification of the AMC routing tables in relation with this Step1 of the migration.

A.3.4.2.5 At the end of the cycle and upon successful completion of the "Routing Update" procedure, both COM Centres shall implement the modified routing tables and activate them on the agreed AIRAC date.

A.3.4.2.6 The CCC Operator of the considered COM Centre B shall inform the AMC Operator of the successful performance of the step (or sub-step), or, conversely, about any issue having occurred.

A.3.4.2.7 *Note.– Tasks T3 and T4 Step1 may be performed together during the same AIRAC cycle. In such a case the description of the AMHS connection in the network inventory function shall be as specified for T4 Step1.*

### A.3.4.3 T4 Step2: additional migration of AFTN traffic for reception by the COM Centres

#### A.3.4.3.1 Description

Step2 consists in the further integration in the AMHS network of the local and incoming AFTN traffic in the considered COM Centre, as well as the incoming CIDIN traffic, which is directed to the remote COM Centre (and vice-versa). This integration is performed by routing of such traffic over the newly implemented AMHS connection.

A.3.4.3.2 The remote COM Centre shall be contacted by the considered COM Centre and an AIRAC date for migration to Step2 shall be agreed.

A.3.4.3.3 **Recommendation:** a minimum duration of one AIRAC cycle should be observed between the agreed dates for Step1 and Step2.

A.3.4.3.4 During the data entry phase of the AIRAC cycle before the agreed date, the CCC Operator of the considered COM Centre shall inform the AMC Operator, by means of a change request message. The CCC Operator shall also update the AMC "Network Inventory/Connections" function, by modification of the "Remark" field in the AMHS connection entry. This field shall be set to "Step2: restricted to incoming AFTN, CIDIN and AMHS traffic between COMB and COMC".

A.3.4.3.5 During the data validation and processing phase of the AIRAC cycle, the AMC Operator shall modify the AFTN routing table of the considered COM Centre B: in the entry with destination to the remote COM Centre C, the "existing main" columns shall be set to specify "MTCU". Reciprocally, the AFTN routing table of the remote COM Centre C shall also be modified, if needed: the "existing main" columns of the entry with destination to the considered COM Centre B shall be set to "MTCU". There shall be no other modification of the AMC routing tables in relation with this Step2 of the migration.

A.3.4.3.6 At the end of the cycle and upon successful completion of the "Routing Update" procedure, both COM Centres shall implement the modified routing tables and activate them on the agreed AIRAC date.

A.3.4.3.7 The CCC Operator of the considered COM Centre B shall inform the AMC Operator of the successful performance of the step (or sub-step), or, conversely, about any issue having occurred.

### **A.3.5 Task T5: deactivation and deletion of the former CIDIN/AFTN connectivity**

A.3.5.1 After successful completion of Task T4, and when full confidence has been gained that the former AFTN Circuit or CIDIN VCs is/are no more needed (including for back-up purposes) between COM Centre B and COM Centre C if they are adjacent, this connectivity shall be successively deactivated and deleted.

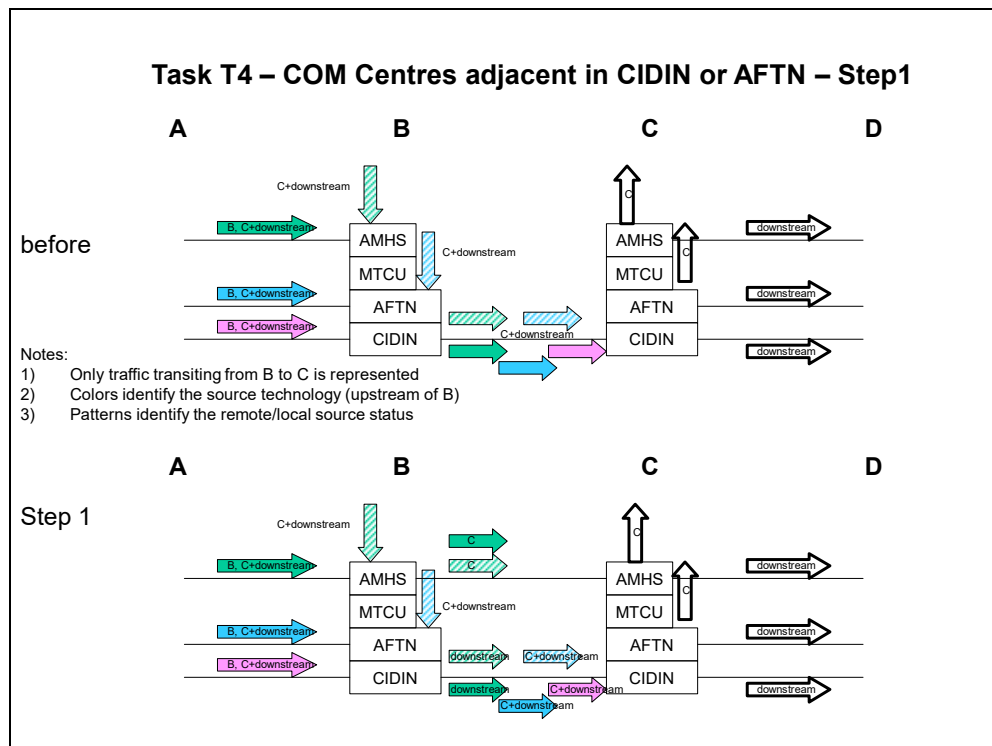
A.3.5.2 In the data entry phase of the AIRAC cycle preceding the planned deactivation date, the CCC Operator of the considered COM Centre B shall indicate the deactivation of the connection, using the network inventory "connections" sub-function. The connection shall temporarily remain in the database with the indication "pending deletion" in the "remark" field.

A.3.5.3 On the following AIRAC date, the connection shall be deactivated by both COM Centres.

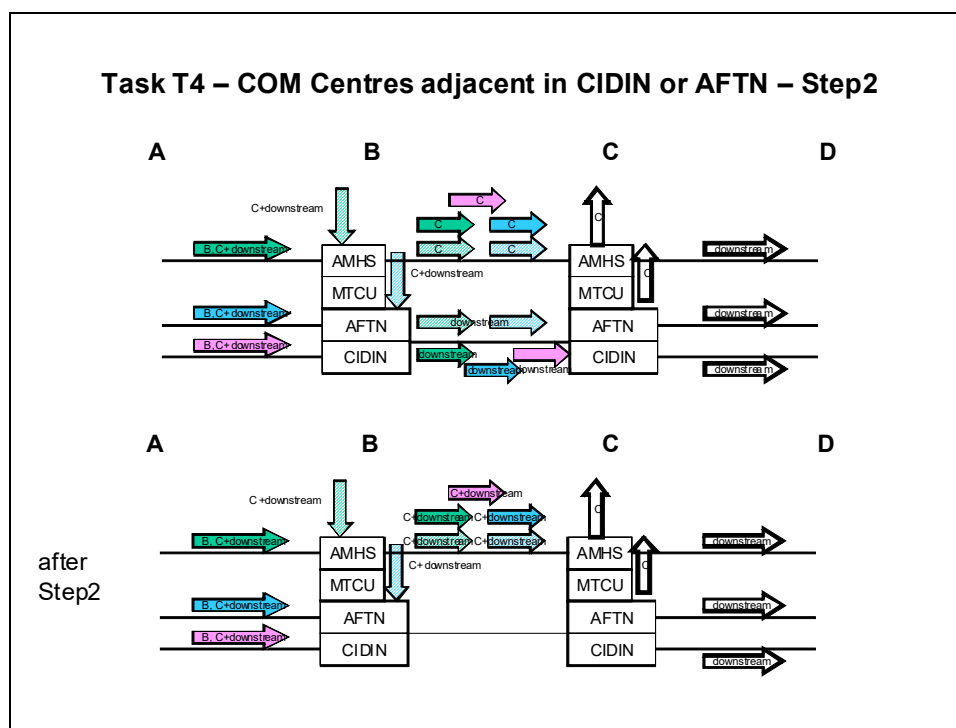
A.3.5.4 In the data entry phase of the AIRAC cycle preceding the planned deletion date, the CCC Operator shall delete the connection from the AMC database.

A.3.5.5 On the following AIRAC date, the connection shall be deleted by both COM Centres.

### A.4 Illustration of task 4 steps



**Figure 6: Task T4 - COM Centres adjacent in CIDIN or AFTN - Step1**



**Figure 7: Task T4 - COM Centres adjacent in CIDIN or AFTN - Step2**

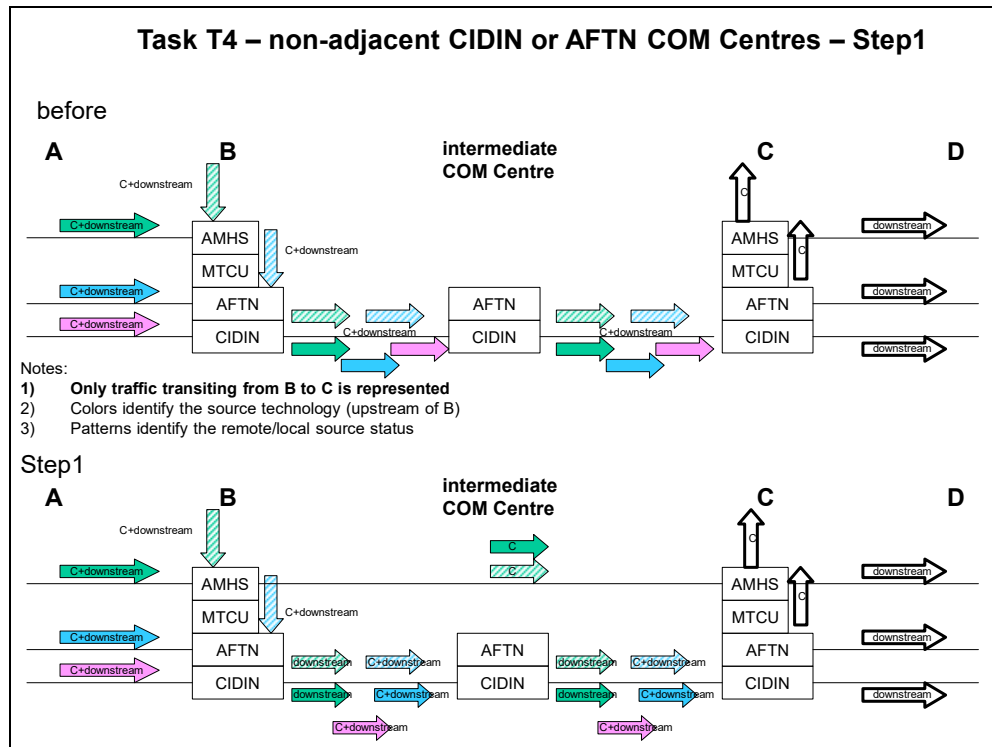


Figure 8: Task T4 - non-adjacent CIDIN or AFTN COM Centres - Step1

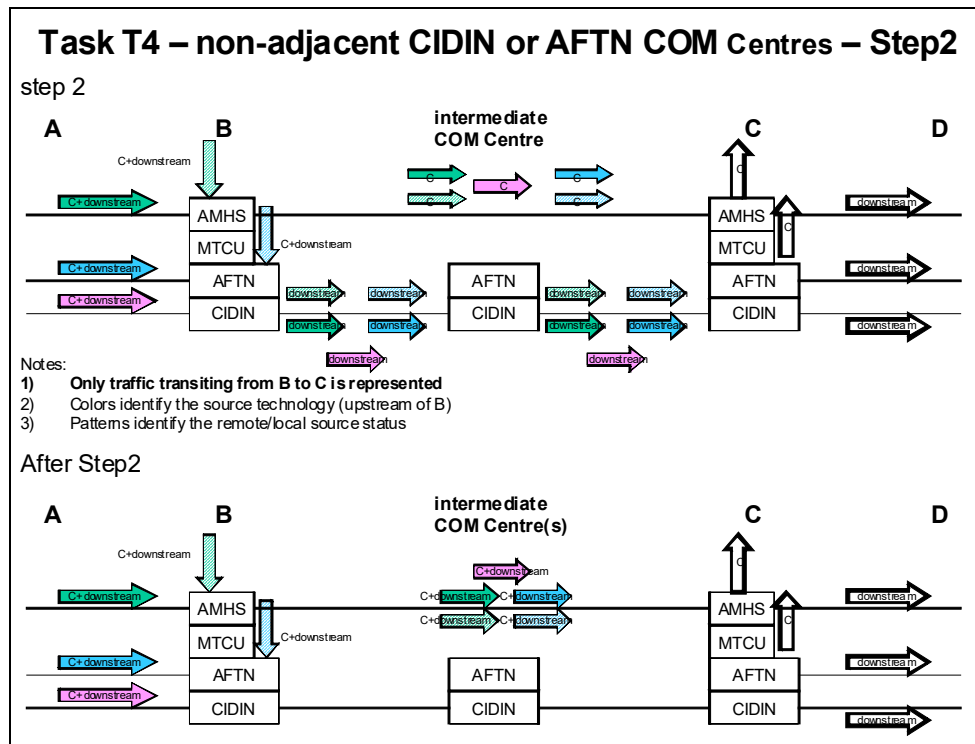


Figure 9: Task T4 - non-adjacent CIDIN or AFTN COM Centres - Step2

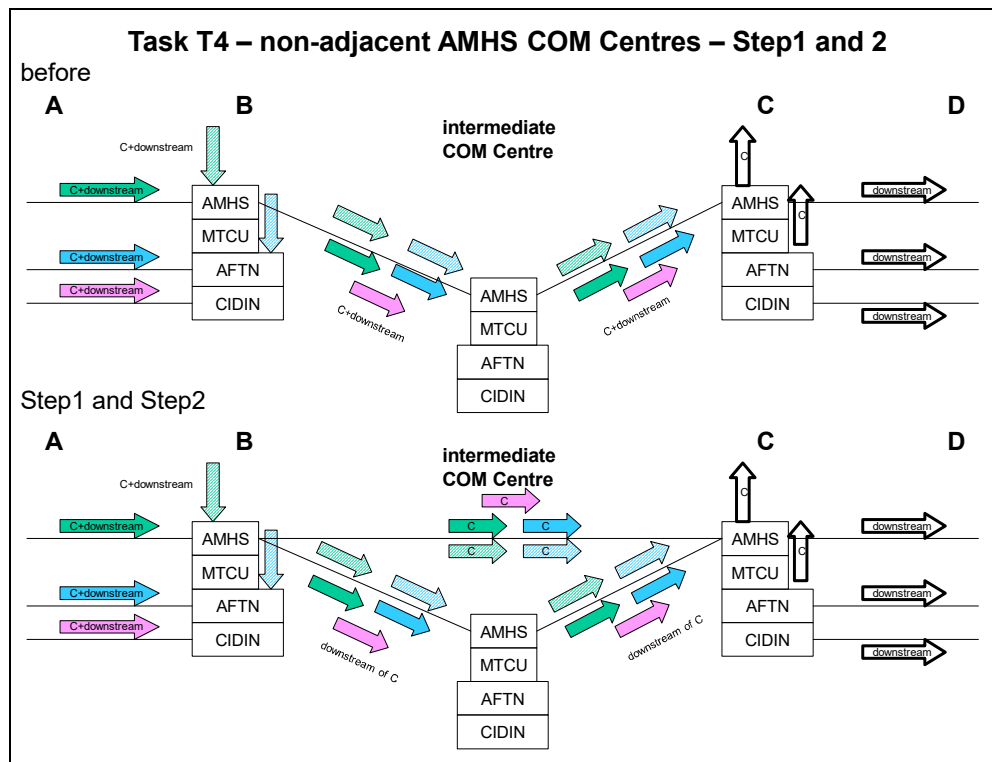


Figure 10: Task T4 - non-adjacent AMHS COM Centres - Step1 and 2

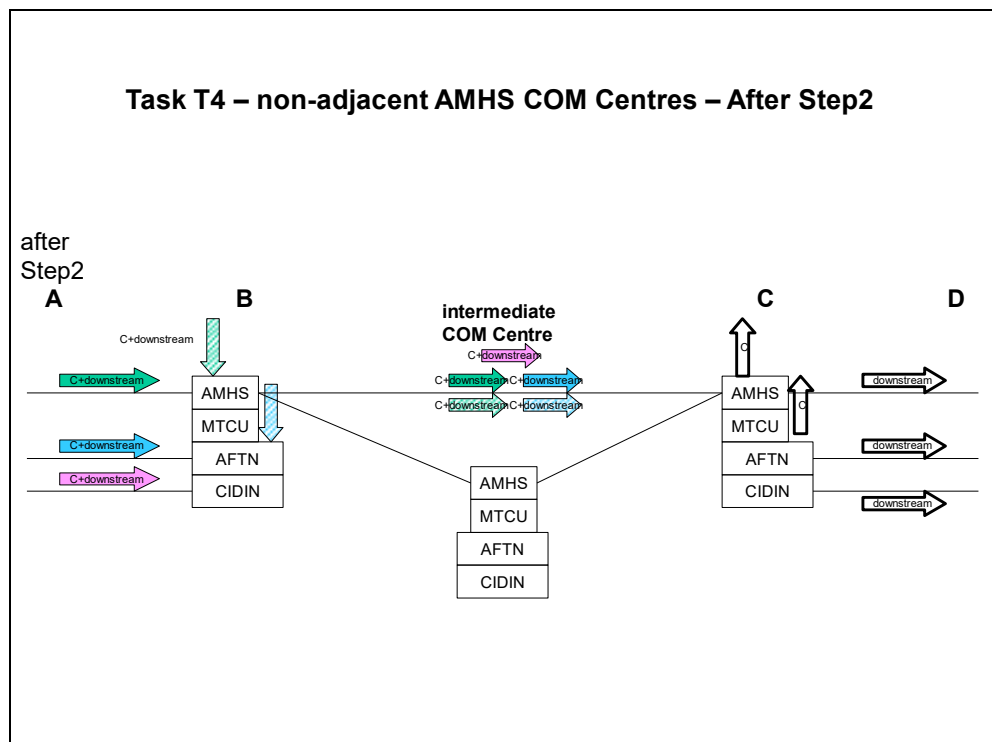


Figure 11: Task T4 - non-adjacent AMHS COM Centres - After Step2

**END of Appendix A**

## **B. Appendix B – detailed access rights for each user category**

### **B.1 Model for access rights specification**

#### **B.1.1 Groups of AMC functions**

B.1.1.1 Access rights are defined for each user category in accordance with principles that are described in section 6.2.

B.1.1.2 AMC functions include approximately 100 functions and sub-functions. To limit the number of cases, functions are aggregated in groups upon which a common logic can be applied in terms of access rights.

B.1.1.3 These groups of functions are as follows:

- "Operational functions" (AMF-O functions);
- "View Operational Data" (a subset of the above, operational functions in the Operational Area);
- "View Pre-Operational Data" (same principle, in the Pre-Operational Area);
- "Enter Background Data" (same principle, in the Background Area);
- "General COM Centre functions" is a transverse group of operational functions in all three areas, which includes functions related to "high level" COM Centre information, encompassing:
  - Persons & Contacts,
  - COM Centres,
  - AFTN/AMHS Capabilities,
  - AMHS Capabilities,
  - and the equivalent planning functions;
- "Topology and routing-related functions" is a transverse group of operational functions in all three areas, which includes functions related to detailed topology and routing information, encompassing:
  - (CIDIN) VCGs,
  - Circuits,
  - AMHS Connections,
  - Routing Directory and its sub-functions,
  - the equivalent planning functions and sub-functions,
  - the "Path" function in the Miscellaneous Group of functions;

- "Miscellaneous functions" is a subset of operational functions;
- Among "Miscellaneous functions", "view bulletin board" and "view AIRAC cycle" are considered as related to the execution of procedures along the AIRAC cycle;
- "Privileged functions" is as defined in the AMF-O functions specific to the AMC Operator;
- "Implementation Support Functions" are AMF-I functions as defined in Chapter . of the Manual;
  - Implementation planning;
  - Operational Status.
- "Help functions" are complemented with additional AMC information.

## **B.1.2 Definition of access right categories**

B.1.2.1 The following access rights are defined, they can apply individually to a given function or sub-function for a given user category:

- R/W (equivalent AMC Access right: "Read (all)/Write (all)": gives the rights to read, create, modify and delete data relevant to any COM Centre, or to data not associated with a given COM Centre (e.g. Helpdesk);
- R/W (own only) ("Read (own)/Write (own)": gives the rights to read, create, modify and delete data relevant to the COM Centre to which the considered user is associated;
- R(all) / W(own) ("Read (all)/Write (own)": this right is specific to Acknowledgment functions where viewing and modifying data can be performed in the same function. It gives the rights to read data relevant to all COM Centres and to create, modify and delete data relevant to the COM Centre to which the considered user is associated;
- R/W (own via AMC): this right is specific to Participating COM Operators, it gives the rights to request the AMC Operator:
  - to retrieve and provide information contained in the database (equivalent to "Read (own)") regarding any COM Centre;
  - to create, modify and delete data relevant to the Participating COM Centre to which the considered user is associated (equivalent to "Write (own)");
- R ("Read (all)": gives the rights to read data relevant to any COM Centre;
- R (via AMC Op): this right is specific to Participating COM Operators, it gives the rights to request the AMC Operator to retrieve and provide information contained in the database regarding any COM Centre.



## **B.2 Access rights to each function/sub-function by user category**

### **B.2.1 Principles for user access**

B.2.1.1 The adopted principles enabling to determine detailed access rights for each user category are described below. They are based on Figure and they refine the classification provided by the figure. These principles are as follows:

1. the AMC Operator has a R/W access to all functions where data input is possible (e.g. Enter Background Data, Manage Background Data, Implementation Support Functions);
2. the AMC Operator has a R access to all functions where viewing only is possible (e.g. View Operational Data);
3. only the AMC Operator has access to privileged and administrative functions;
4. the CCC Operator has a R/W (own only) access to all operational functions where data input is possible (e.g. Enter Background Data);
5. the CCC Operator has a R(all) / W(own) access to all operational functions where simultaneous data viewing and input for a given Centre is possible (e.g. Acknowledgement);
6. the CCC Operator has a R access to all functions where viewing only is possible (e.g. View Operational Data, View Pre-Operational Data, Miscellaneous);
7. the Ext COM Operator has the same rights as the CCC Operator for all general COM Centre functions (including network inventory) and for miscellaneous functions;
8. the Ext COM Operator has the same rights as the CCC Operator for address management, AMHS User Capabilities management functions and Routing Management functions including Acknowledgement;
9. the Ext COM Operator has R/W(own only) access for the own routing tables in Background Area;
10. n.a.;
11. the Read-Only User has no access to any of the "View Pre-Operational Data" or "Enter Background Data" operational functions and sub-functions;
12. n.a.;
13. n.a.;
14. n.a.;
15. n.a.;
16. the CCC Operator has the access rights as far as AMF-I functions are concerned;
17. the Ext COM Operator has the same access rights as the CCC Operators far as AMF-I functions are concerned;

18. the Read-Only User has a R access to the general COM Centre functions, including "AFTN/CIDIN Capabilities" and "AMHS Capabilities", and to the Address Management functions in the "View Operational Data" group of functions;
19. the Read-Only User has a R access to topology and routing-related functions, including COM Charts;
20. the Read-Only User has a R access to the miscellaneous functions except to "Send E-Mail to User Groups";
21. the Read-Only User has a R access to all AMF-I functions;
22. the Participating COM Operator has a R (via AMC Op) access to the Network Inventory functions, and to the Address Management functions in the "View Operational Data" group of functions;
23. the Participating COM Operator has a R/W (own via AMC) access to the Network Inventory functions, and to the Address Management functions in the "Enter Background Data" group of functions;
24. the Participating COM Operator has no access to the AMHS User Capabilities management function to avoid massive informal data exchanges;
25. the Participating COM Operator has no access to any routing-related function;
26. the Participating COM Operator has a R (via AMC Op) access to only some AMF-I functions to avoid massive informal data exchanges;
27. all users (except Participating COM Operators) have a R access to the Help functions, except for the "AMC User Manual" function which is for the AMC Operator only;
28. the Participating COM Operator has no access to any "View Pre-Operational Data" function, nor to any "Miscellaneous" function;

*Note.— The principles expressed above are listed as guidelines for the specification of detailed access rights for each user category. They are only an intermediate tool, and only the detailed specification of access rights in the next section should be seen as binding.*

## **B.2.2      Detailed specification of access rights**

See next pages

AMC FUNCTIONS AND SUB-FUNCTIONS			USER CATEGORIES											
Group	Function	Sub-Function	AMC Operator		CCC Operator		Ext. COM Operator				Read-Only User		Particip COM	
<b>OPERATIONAL_FUNCTIONS</b>														
	View Operational Data													
	Network Inventory													
		Persons & Contacts	R	2	R	6	R	7			R	18	R (via AMC Op)	22
		COM Centres	R	2	R	6	R	7			R	18	R (via AMC Op)	22
		AFTN/CIDIN Capabilities	R	2	R	6	R	7			R	18	R (via AMC Op)	22
		AMHS Capabilities	R	2	R	6	R	7			R	18	R (via AMC Op)	22
		VCGs	R	2	R	6	R	7			R	19	R (via AMC Op)	22
		Connections	R	2	R	6	R	7			R	19	R (via AMC Op)	22
	Routing Directory													
		AFTN Routing Table	R	2	R	6	R	8			R	19		25
		CIDIN Routing Table	R	2	R	6	R	8			R	19		25
		AMHS Routing Table	R	2	R	6	R	8			R	19		25
	Address Management													
		AMHD MD Register	R	2	R	6	R	8			R	18	R (via AMC Op)	22
		Intra-MD Addressing	R	2	R	6	R	8			R	18	R (via AMC Op)	22
	User Capabilities Management		R	2	R	6	R	8			R	19		24
	Static Report		R	2	R	6	R	7			R	19	R (via AMC Op)	22
	COM Charts		R	2	R	6	R	7			R	19	R (via AMC Op)	22
<b>OPERATIONAL_FUNCTIONS</b>														
	View Pre-Operational Data													
	Network Inventory													
		Persons & Contacts	R	2	R	6	R	7				11		28
		COM Centres	R	2	R	6	R	7				11		28
		AFTN/CIDIN Capabilities	R	2	R	6	R	7				11		28
		AMHS Capabilities	R	2	R	6	R	7				11		28

AMC FUNCTIONS AND SUB-FUNCTIONS			USER CATEGORIES											
Group	Function	Sub-Function	AMC Operator		CCC Operator		Ext. COM Operator				Read-Only User		Particip COM	
		VCGs	R	2	R	6	R	7				11		28
		Connections	R	2	R	6	R	7				11		28
	Routing Directory and ACK													
		AFTN Routing Table	R	2	R	6	R	8				11		28
		CIDIN Routing Table	R	2	R	6	R	8				11		28
		AMHS Routing Table	R	2	R	6	R	8				11		28
		Acknowledgement	R/W	1	R(all)/W(own)	5	R(all)/W(own)	8				11		28
	Address Management													
		AMHD MD Register	R	2	R	6	R	8				11		28
		Intra-MD Addressing	R	2	R	6	R	8				11		28
	User Capabilities Management		R	2	R	6	R	8				11		28
	Static Report (Updated Data)		R	2	R	6	R	8				11		28
OPERATIONAL_FUNCTIONS														
Enter Background Data														
	Network Inventory													
		Persons & Contacts	R/W	1	R/W(own only)	4	R/W(own only)	7				11	R/W(own via AMC)	23
		COM Centres	R/W	1	R/W(own only)	4	R/W(own only)	7				11	R/W(own via AMC)	23
		AFTN/CIDIN Capabilities	R/W	1	R/W(own only)	4	R/W(own only)	7				11	R/W(own via AMC)	23
		AMHS Capabilities	R/W	1	R/W(own only)	4	R/W(own only)	7				11	R/W(own via AMC)	23
		VCGs	R/W	1	R/W(own only)	4	R/W(own only)	7				11	R/W(own via AMC)	23
		Connections	R/W	1	R/W(own only)	4	R/W(own only)	7				11	R/W(own via AMC)	23
	Routing Directory													
		AFTN Routing Table	R/W	1		3	R/W(own only)	9				3		3
		CIDIN Routing Table	R/W	1		3	R/W(own only)	9				3		3

AMC FUNCTIONS AND SUB-FUNCTIONS			USER CATEGORIES											
Group	Function	Sub-Function	AMC Operator		CCC Operator		Ext. COM Operator				Read-Only User		Particip COM	
		AMHS Routing Table	R/W	1		3	R/W(own only)	9				3		3
	Address Management													
		Intra-MD Addressing	R/W	1	R/W(own only)	4	R/W(own only)	8				11	R/W(own via AMC)	23
	User Capabilities Management		R/W	1	R/W(own only)	4	R/W(own only)	8				11		24
OPERATIONAL_FUNCTIONS														
Miscellaneous Functions														
	View Bulletin Board		R	2	R	6	R	7			R	20		28
	View AIRAC Cycle													
		View AIRAC Cycle	R	2	R	6	R	7			R	20		28
		View AIRAC Dates	R	2	R	6	R	7			R	20		28
	AMC Operator Details		R/W	1	R	6	R	7			R	20		28
	Path Function		R	2	R	6	R	7			R	19		28
	Extended Path Function		R	2	R	6	R	7			R	19		28
	Convert AFTN Address		R	2	R	6	R	7			R	20		28
	AFTN Country Code and AMHS PRMD		R	2	R	6	R	7			R	20		28
	View ANP Locations		R	2	R	6	R	7			R	20		28
	Regions		R/W	1	R	6	R	7			R	20		28
	Send E-Mail to User Groups		R/W	1	R	6	R	7				20		28
	Archived Data		R/W	1	R	6	R	7			R	20		28
Privileged Functions (sub-functions not detailed)														
Manage Background Data														
	AMHS MD Register		R/W	1		3		3				3		3
	Lock/Unlock COM Centre		R/W	1		3		3				3		3
	Routing Matrices		R/W	1		3		3				3		3
	Edit Bulletin Board		R/W	1		3		3				3		3

AMC FUNCTIONS AND SUB-FUNCTIONS			USER CATEGORIES											
Group	Function	Sub-Function	AMC Operator		CCC Operator		Ext. COM Operator				Read-Only User		Particip COM	
	Show Modified Information		R/W	1		3		3				3		3
Transfer Data between Areas														
	To Pre-Operational Area		R/W	1		3		3				3		3
	To Operational Area		R/W	1		3		3				3		3
	Modify Routing Matrix Status		R/W	1		3		3				3		3
	Generate Static Report		R/W	1		3		3				3		3
	Generate Static Report (updated data)		R/W	1		3		3				3		3
AMC Miscellaneous														
	Manage ANP Locations		R/W	1		3		3				3		3
	Show Inconsistencies		R/W	1		3		3				3		3
	Reference Tables		R/W	1		3		3				3		3
	Administrate COM Centre's coordinates		R/W	1		3		3				3		3
	Edit Com Charts		R/W	1		3		3				3		3
	ANP Report		R	2		3		3				3		3
	Assign Functions to User Groups		R/W	1		3		3				3		3
	Associate AMC Users to COM Centres		R/W	1		3		3				3		3
	Show Users		R/W	1		3		3				3		3
IMPLEMENTATION_SUPPORT FUNCTIONS														
AMHS Implementation Planning														
	Implementation Planning		R/W	1	R(all)/W(own)	16	R(all)/W(own)	17			R	21	R (via AMC Op)	26
	Operational Status		R/W	1	R	16	R	17			R	21		
Helpdesk Functions														
	Documentation		R/W	1	R	16	R	17			R	21	R (via AMC Op)	26
	PDRs and APs		R/W	1	R	16	R	17			R	21		
	AMC User Forum		R/W	1	R/W	16	R/W	17			R	21		
	FAQs		R/W	1	R/W	16	R/W	17			R	21		

AMC FUNCTIONS AND SUB-FUNCTIONS			USER CATEGORIES										
Group	Function	Sub-Function	AMC Operator		CCC Operator		Ext. COM Operator				Read-Only User		Particip COM
Help													
	About ATS Messaging Management Application		R	27	R	27	R	27			R	27	
Logout													

**END of Appendix B**

## **C. Appendix C – Appendix removed**

(Headline remained by intention in order to maintain references of other Appendices)

**END of Appendix C**



## **D. Appendix D – Description of AMC CSV files**

### **D.1 CSV Format**

#### **D.1.1 General**

D.1.1.1 Comma Separated Values (CSV) files are commonly used to exchange data structured in table form. Even though widely used there is no universally valid specification. Reference to RFC 4180<sup>8</sup> could be made, but would require to identify deviations and exceptions.

D.1.1.2 AMC CSV files contain usually<sup>9</sup> ASCII for character encoding and consist of two or more lines separated by a line break. Either LF (0x0A) only, or the sequence CR (0x0D) followed by LF (0x0A), shall be used as line break. The last line must not be terminated by a line break.

D.1.1.3 Example:  
<first line><line break>  
<second line><line break>  
...  
<last line>

D.1.1.4 Each line of an AMC CSV file consists of delimited values (fields) terminated by a line break. The semicolon (0x3B) is used as a delimiter. The last field must not be followed by a delimiter. Spaces are considered part of a field and should not be ignored.

D.1.1.5 Example:  
<field1>;<field2>;<field3>;<field4><line break>

D.1.1.6 The AMC CSV file composes of the following lines:

- Identification line, followed by
- Header line, followed by
- Zero or more data line

#### **D.1.2 Identification Line**

D.1.2.1 The identification line consists of the following fields:

- Version (mandatory)
- Title (mandatory)

---

<sup>8</sup> [1] Y. Shafranovich: "Common Format and MIME Type for Comma-Separated Values (CSV) Files", October 2005, RFC 4180, <http://tools.ietf.org/html/rfc4180>

<sup>9</sup> exceptions are allowed in State names (e.g. Côte d'Ivoire, Réunion) according ISO/IEC 8859-1.

- Cycle (conditional)
- AIRAC date corresponding to the cycle (conditional)
- Area (mandatory)
- Status (conditional)
- Time stamp (mandatory)

D.1.2.2 The version depicts the used structure and format of the csv file. The above structure is valid for the Version '1.1'.

D.1.2.3 The title uniquely identifies the kind of information (table) contained in the file e.g. AmhsMdRegister. The title consists of upper and lower case letters; white spaces are excluded.

D.1.2.4 The cycle identifies the operational cycle and is given by freetext e.g. OPER69. The cycle is present when the file is exported from the Pre-Operational or from the Operational Area. Otherwise the field is left empty.

D.1.2.5 The AIRAC date is present when the cycle is present, otherwise it is left empty. This date uses the following format: DD.MM.YYYY 11:00:00. The time zone is excluded as the time stamp refers to UTC, and the time is fixed as it is imposed by the procedure. The value of the date depends from which area the file is exported:

- when the file is exported from the Pre-Operational Area, the AIRAC date value is the "Implementation Date" entered by the AMC Operator in "Modify Routing Matrix Status", and displayed in "View Pre-Operational Data" / "Routing Directory" / "Acknowledgement";
- when the file is exported from the Operational Area, the AIRAC date value is the date of the last "Transfer to Operational Area", which is displayed in the COM Charts.

D.1.2.6 The area indicates the AMC area from which the information originates from. It may take one of the following values: Background, Pre-Operational, or Operational.

D.1.2.7 The status identifies the state of the table, it is present only when the file is exported from the Pre-Operational Area, otherwise it is empty. When present, it may take one of the following values, entered by the AMC Operator in "Modify Routing Matrix Status", and displayed in "View Pre-Operational Data" / "Routing Directory" / "Acknowledgement":

- In preparation,
- Proposed, or
- Released.

D.1.2.8 The time stamp indicates the time of generation of the file and uses the following format: DD.MM.YYYY HH:MM:SS. The time zone is excluded as the time stamp refers to UTC.

**D.1.3      Header Line**

D.1.3.1      The header line contains a description for each field in the data line(s).

**D.1.4      Data Lines**

D.1.4.1      Each data line consists of the same number of fields as indicated in the header line.

D.1.4.2      Optional fields may be omitted and indicated by empty strings.

**D.1.5      Naming of AMC CSV files**

D.1.5.1      The name of an AMC CSV file shall follow the structure of the identification line of the corresponding file, including all fields present in that line except the version field.

D.1.5.2      Fields shall be separated by an underscore (0x5F). Spaces (0x20) shall be replaced by underscores (0x5F). Dots (0x2E) and colons (0x3A) shall be replaced by dashes (0x2D).

D.1.5.3      Examples:

AmhsMdRegister\_OPER70\_18-12-2008\_11-00-00\_Pre-operational\_Released\_15-12-2008\_12-37-45.csv

AmhsCaasTables\_Background\_01-12-2008\_12-37-45.csv

**D.2          AMHS MD related file (MD look-up table)****D.2.1      Relation to Doc 9880– Part II**

D.2.1.1      Doc 9880– Part II, paragraph 4.3.2.2.1 specifies the different types of entries in a MD look-up table. These are:

1.          a country (two-letter designator as specified in ICAO Document 7910);
2.          a country or location (four-letter designator as specified in ICAO Document 7910);
3.          an organization within a country (combination of an element as in items 1) or 2) above with a three-letter designator as specified in ICAO Document 8585);
4.          an organization at a location (combination of a four-letter designator as specified in ICAO Document 7910 with a three-letter designator as specified in ICAO Document 8585);

D.2.1.2      Paragraph 4.4.2.1.4.1 b) 1) states how to use these types of entries to determine “the country-name, administration-domain-name and private-domain-name address attributes belonging to the single AMHS Management Domain”:

“... among the entries of the MD look-up table matching exactly the following character substrings of the AF-Address and selected, if several matches are found, on the basis of a decreasing order of precedence from i) to iv):

- i)          characters 1 to 7,

- ii) characters 1, 2, 5, 6 and 7,
- iii) characters 1, 2, 3 and 4,
- iv) characters 1 and 2; ...”

D.2.1.3 The last match of Character 1 and 2 is related to in a MD look-up table entry type 1.

D.2.1.4 The following table gives an overview about the “matches” and the related MD look-up table entry types:

Match type	MD look-up table entry type	Examples
i) characters 1 to 7	MD entry type 4 MD entry type 3(2)	EUECX** WBSBAFR,
ii) characters 1, 2, 5, 6 and 7	MD entry type 3(1)	LF and AFR, ED and DLH
iii) characters 1, 2, 3 and 4	MD entry type 2	BKPR, FME*
iv) characters 1 and 2; and	MD entry type 1	LF, ED, EG, K*

*Note.– The “wildcard” (\*) is used to represent all characters from A till Z.*

**Table 3: “Match types” in a MD look-up table**

D.2.1.5 The examples show that there is no difference between MD entry type 4 and 3 (2) while MD entry type 3 (1) represent a special case.

## **D.2.2 Representation of the MD look-up table entry types in the AMC**

D.2.2.1 In the AMC the different MD look-up table entry types are represented as follows:

MD look-up table entry type	Description	Examples
MD entry type 1	Two letters, where the last could be a wildcard character	LF, K* <sup>10</sup>
MD entry type 2	Four letters, where the last could be a wildcard character	BKPR, FME* <sup>11</sup>

<sup>10</sup> Note 1.– This wildcard is used for States for which one letter is assigned to fulfil the two-letter designator requirement.

<sup>11</sup> Note 2.– This wildcard is used for States for which three letters are assigned to fulfil the four-letter designator requirement.

MD look-up table entry type	Description	Examples
MD entry type 3(1)	Seven letters, where the third and fourth or the second to fourth are represented by wildcard characters	LF**AFR, <sup>12</sup> Y***DLH <sup>13</sup>
MD entry type 3(2) case 1 identical to MD entry type 4 MD entry type 3(2) case 2	Case 1 Case 2: Seven letters, where the fourth is represented by a wildcard character	WBSBAFR FME*AFR <sup>14</sup>
MD entry type 4	Seven letters, where the last or the two last could be wildcard characters	EDDFDLH, EGGYM*, <sup>15</sup> EUECX** <sup>16</sup>

*Note.*– The “wildcard” character used in the AMC is an asterisk (\*) which represents one of the characters from A till Z. (cf. Doc 9880 – Part II, 4.3.2.2.2)

**Table 4: MD look-up table entry type description**

D.2.2.2 The conversion algorithm has to ensure the correct differentiation between the MD look-up table entry types.

### **D.2.3 Structure of the related AMC CSV file (Version 1.1)**

D.2.3.1 The title in the identification line is *AmhsMdRegister*.

D.2.3.2 The header line contains the description of the record elements following in the Data line(s). Following elements are provided:

- Name (mandatory element)
- Nationality Letters (mandatory element, upper case)
- country-name (mandatory element, upper case)
- ADMD-name (mandatory element, upper case)
- PRMD-name (mandatory element, upper case)
- Addressing scheme (mandatory element, upper case)
- ATNDir (optional element)

<sup>12</sup> Note 3.– The two wildcards are used to identify an Organisation within a State/country.

<sup>13</sup> Combination of wildcards – see Note 1 and Note 3 above

<sup>14</sup> see Note 2 above

<sup>15</sup> The wildcard(s) is (are) used to identify a group of Organisations.

<sup>16</sup> see <sup>7</sup> above

- Comments (optional element)

#### D.2.3.3 Example:

1.1;AmhsMdRegister;OPER70;18.12.2008 11:00:00;Pre-operational;Released; 15.12.2008 12:37:45  
 Name;Nationality Letters;country-name;ADMD-name;PRMD-name;Addressing  
 scheme;ATNDir;Comments  
 Canary Islands;GC;XX;ICAO;AENA;CAAS;;  
 Spain;GE;XX;ICAO;AENA;CAAS;;  
 Spain;LE;XX;ICAO;AENA;CAAS;;  
 Solomon Islands;AG;XX;ICAO;AG;XF;;  
 Argentina;SA;XX;ICAO;SA;CAAS;;

## D.3 AMHS CAAS related file (CAAS look-up table)

### D.3.1 Relation to Doc 9880– Part II

D.3.1.1 Doc 9880– Part II, paragraph 4.3.2.3.1 specifies the entries in a CAAS look-up table which shall include a list of entries providing the correspondence between the *organization-name* and *organizational-unit-names* address attributes in each AMHS Management Domain having selected the CAAS addressing scheme. These are:

- an ICAO Location Indicator as specified in ICAO Document 7910, identifying a location within the AMHS Management Domain, which contains the first four characters of the AF-Address and is identical to the *organizational-unit-names* attribute value for all AMHS direct and indirect users with CAAS addresses in this location; and
- the *country-name*, *administration-domain-name*, *private-domain-name* and *organization-name* attribute values for all AMHS direct and indirect users with CAAS addresses in the location identified by the previous item.

D.3.1.2 The CAAS look-up table maintained in the Message Transfer and Control Unit shall include for each MD selected CAAS with a single organization-name attribute at least the default entry (see D.3.1.4 ff.). In case of multiple organization-name attributes default entries are required as well but complemented with entries for specific Location Indicators listed in ICAO Document 7910.

D.3.1.3 As an implementation matter, "wild cards" may be used to optimise the amount of information stored. A "wild card" character is a character that can be replaced by any alphabetical character (cf. Doc 9880 – Part II, 4.3.2.3.3). The use of wild card characters in the CAAS look-up table is limited to the *organizational-unit-names* attribute OU1 (see D.3.2).

D.3.1.4 The Default Entry consists of an organization-name attribute O and one organizational-unit-name attribute OU1 (cf. D.3.2) covering all Location Indicators assigned to this organization-name attribute.

D.3.1.5 Management Domains with multiple organization-name attributes shall provide the respective default entries also.

D.3.1.6 Examples for default entries with a single organization-name attribute:

Management Domain / State	<i>organization-name O</i>	<i>organizational-unit-name OUI</i>
Australia	YBBN	Y***
Hong Kong, China	HKGCAD	VH**
Switzerland	LS	LS**

**Table 5: Examples for default entries (single organization-name attribute)**

D.3.1.7 Examples for default entries with multiple organization-name attributes:

Portugal	<i>organization-name O</i>	<i>organizational-unit-name OUI</i>
default entry:	LPAZ	LPAZ
	LPAZ	LPCR
	...	...
	LPAZ	LPSJ
	LPPT	LP**

**Table 6: Example Portugal (multiple organization-name attributes)**

China	<i>organization-name O</i>	<i>organizational-unit-name OUI</i>
default entry:	ZBBB	ZB**
default entry:	ZBBB	ZS**
default entry:	ZBBB	ZT**
DEFAULT ENTRY:	ZBBB	ZU**
DEFAULT ENTRY:	ZBBB	ZW**
DEFAULT ENTRY:	ZBBB	ZY**
DEFAULT ENTRY:	ZGGG	ZG**
DEFAULT ENTRY:	ZGGG	ZH**
DEFAULT ENTRY:	ZGGG	ZJ**
default entry:	ZGGG	ZL**
default entry:	ZGGG	ZP**

**Table 7: Example China (multiple organization-name attributes)**

## D.3.2 Representation of the CAAS look-up table entry types in the AMC

D.3.2.1 In the CAAS look-up table only in *organizational-unit-name* entries wildcards are allowed and are used as trailing characters only, i.e. an alphabetic character will never follow a wildcard character:

<b>organizational-unit-name type</b>	<b>Description</b>	<b>Examples</b>
type 1	One letter and three wildcard characters, if all Location Indicators of this State are allocated to one <i>organization-name</i>	Y***
type 2	Two letters and two wildcard characters, if all Location Indicators of this State are allocated to one <i>organization-name</i>	LS**
type 3	Three letters and one wildcard character, if all Location Indicators of this State or “area” are allocated to one <i>organization-name</i>	FME* EDA*
type 4	Four letters, Location Indicator as listed in Doc 7910 allocated to a specific <i>organization-name</i>	LFLF, KATL

*Note.— The “wildcard” character used in the AMC is an asterisk (\*) which represents one of the characters from A till Z. (cf. Doc 9880 – Part II, 4.3.2.3.3)*

*Table 8: organizational-unit-name type description*

### D.3.3 Structure of the related AMC CSV file (Version 1.1)

D.3.3.1 The title in the identification line is *AmhsCaasTables*.

D.3.3.2 The Header line contains the description of the record elements following in the Data line(s). Following elements are provided:

- country-name (mandatory element, upper case)
- ADMD-name (mandatory element, upper case)
- PRMD-name (mandatory element, upper case)
- organization-name (mandatory element, upper case)
- organizational-unit-name (mandatory element, upper case)

### D.3.3.3 Example:

```

1.1;AmhsCaasTables;OPER70;18.12.2008 11:00:00;Pre-operational;Released; 15.12.2008 12:37:45
country-name;ADMD-name;PRMD-name;organization-name;organizational-unit-name
XX;ICAO;AENA;GCCC;GCCC
XX;ICAO;AENA;GCCC;GCFV
.
.
XX;ICAO;GERMANY;EDWW;EDW*
XX;ICAO;GERMANY;ETCC;ET**
.
.
XX;ICAO;HONGKONG;HKGCAD;VH**
XX;ICAO;LD;LDZA;LD**
.
.
XX;ICAO;AUSTRALIA;YBBN;Y***

```



## **D.4 AMHS User Address look-up table of individual users**

### **D.4.1 Relation to Doc 9880– Part II**

D.4.1.1 Doc 9880– Part II, paragraph 4.3.2.4.1 specifies the entries in a user address look-up table which includes a list of entries, each of them comprising:

- the AF-Address of either an indirect AMHS user who also has a MF-Address, or of a direct AMHS user who has an AF-Address for communication with indirect AMHS users; and
- the MF-Address of that AMHS user, either direct or indirect, including all its address attributes.

D.4.1.2 The table must allow to derive unambiguously item b) from item a), and vice-versa, by a searching operation in the user address look-up table.

D.4.1.3 In order not to restrict the potential form of an MF-Address, a user address look-up table supports in the attributes included under item b) all the general attribute types authorized in ISO/IEC 10021-2, section 18.5, Table 10.

### **D.4.2 Representation of the User Address look-up table entry types in the AMC**

D.4.2.1 The AMC representation of user addresses is limited to the general attribute types authorized in ISO/IEC 10021-2, section 18.5, Table 10, for mnemonic-form addresses, and it also includes domain-defined attributes which are authorised by Doc 9880.

### **D.4.3 Structure of the related AMC CSV file (Version 1.1)**

D.4.3.1 The title in the identification line is *UserAddresses*.

D.4.3.2 The header line contains the description of the record elements following in the Data line(s). Following elements are provided:

- MD-common-name (mandatory element)
- user-short-name (mandatory element)
- AFTN-addr-ind (mandatory element, upper case)
- country-name (mandatory element, upper case)
- ADMD-name (mandatory element, upper case)
- PRMD-name (mandatory element, upper case)
- organization-name (optional element)
- organizational-unit-name1 (optional element)
- organizational-unit-name2 (optional element)

- organizational-unit-name3 (optional element)
- organizational-unit-name4 (optional element)
- common-name (optional element)
- surname (optional element)
- given-name (optional element)
- initials (optional element)
- generation-qualifier (optional element)
- dda1-type (optional element)
- dda1-val (optional element)
- dda2-type (optional element)
- dda2-val (optional element)
- dda3-type (optional element)
- dda3-val (optional element)
- dda4-type (optional element)
- dda4-val (optional element)

#### D.4.3.3 Example:

1.1;UserAddresses;OPER70; 18.12.2008 11:00:00;Pre-operational;Released; 15.12.2008 12:37:45  
 MD-common-name;user-short-name;AFTN-addr-ind;country-name;ADMD-name;PRMD-  
 name;organization-name;organizational-unit-name1;organizational-unit-name2;organizational-unit-  
 name3;organizational-unit-name4;common-name;surname;given-name;initials;generation-  
 qualifier;dda1-type;dda1-val;dda2-type;dda2-val;dda3-type;dda3-val;dda4-type;dda4-val  
 LU;BAI;LUBLYDYX;XX;ICAO;LU;Baits, AIRPORT INT.;LUKK;LUBL;;;LUBLYDYX;;;;;;;;;;

## D.5 AMHS User Capabilities related file (AMHS User Capabilities Management)

### D.5.1 Relation to Doc 9880– Part II

D.5.1.1 Doc 9880– Part II, does not specify explicitly the entries to describe the capabilities of a Direct AMHS user represented by a user address (O/R address).

D.5.1.2 The AMHS User Capabilities published in the AMC should give an overview of all AMHS direct and indirect users and their capabilities in order to determine which kind of messages could be exchanged between the communication partners.

## D.5.2 Representation of the User Address related capabilities

D.5.2.1 The AMHS User Capabilities are represented by pre-defined capabilities and values. Additional capabilities and values may be defined in the future. The following Capability Classes and values could be selected at present:

Capability class	Capabilities	Value	Remark
Body-parts	IA5 BP and GT BP (Repertoire A), up to 1800 characters	A2	(IA5 BP - ia5-text body part, GT BP - general-text-body-part, FTBP - file-transfer-body-part)
	IA5 BP and GT BP (Repertoire A), up to 16k characters	A16	
	IA5 BP and GT BP (Repertoire A), up to 64k characters	A64 <sup>17</sup>	
	IA5 BP and GT BP (Repertoire A and B), up to 1800 characters	B2	
	IA5 BP and GT BP (Repertoire A and B), up to 16k characters	B16	
	IA5 BP and GT BP (Repertoire A and B), up to 64k characters	B64 <sup>18</sup>	
	Text-body-part type A and FTBP	A64+F2048 <sup>19</sup>	
	Text-body-part type B and FTBP	B64+F2048	Only one of the entries is selectable
	FTBP, up to 1M bytes	F1024 <sup>20</sup>	
	FTBP, up to 2M bytes	F2048	Only selectable if A64+F2048 or B64+F2048 is not selected
	FTBP, up to 4M bytes	F4096	
	FTBP, up to 8M bytes	F8192	For later use
Address type	Distribution List	DL	Exactly one of the four is selectable
	Elementary Address (direct AMHS User Address)	EA	

<sup>17</sup> If higher values are required the use of file-transfer-body-part is recommended.

<sup>18</sup> same note as above

<sup>19</sup> Other values not recommended.

<sup>20</sup> Lower values not recommended

Capability class	Capabilities	Value	Remark
	Elementary Address (indirect AMHS User Address)	EI	
	Group of Addresses	GA	
IPM heading extensions	Support of IPM heading extension information	IHE	
Directory	Use of Directory Services	DIR	
AMHS Security	Use of AMHS Security features	SEC	

**Table 9: Capability classes and capability values**

D.5.2.2 The values of the selected Capability Class items are compiled in the order of Table 9 to a text string representing a profile name.

D.5.2.3 The Capability Class items within the profile name are separated by a hyphen ('-'). Within a Capability Class item the plus sign ('+') is used as separator.

D.5.2.4 The Capability Class items have different rules for occurrence.

a) **Body-parts:** occurrence always, one of the following combinations only:

- An, Support of this body-part type only
- Bn, Support of this body-part type only
- Fm, Support of this body-part type only
- An-Fm, Support of a single body-part of either type
- Bn-Fm, Support of a single body-part of either type
- An+Fm, Support of a single body part of either type or two body-parts of different types
- Bn+Fm, Support of a single body part of either type or two body-parts of different types

	Capability Class	Contents	Maximum body-part size
An	text-body-part type A	Support of the basic ia5-text body part, the extended ia5-text-body-part and the extended general-text-body-part with repertoire group A (ISO 646)	n= 2, 16 or 64

	Capability Class	Contents	Maximum body-part size
Bn	text-body-part type B	Support of the basic ia5-text body part, the extended ia5-text-body-part and the extended general-text-body-part with repertoire group A (ISO 646), and the extended general-text-body-part with repertoire group B (Basic-1/ISO 8859-1)	n= 2, 16 or 64
Fm	file-transfer-body-part	Support of the file-transfer-body-part (the content of an FTBP is not restricted to binary data only)	m=1024 and 2048

**Table 10: Abbreviations used for Body-parts classes**

*Note.*— The “Maximum body-part size” is interpreted typically as the size of the payload; i.e. the number of characters in a textual body part resp. size of the conveyed file in bytes in case of the FTBP.

- b) **Address type:** occurrence always, one of DL | EA | GA only
- c) **IPM heading extensions:** occurrence IHE optional (if present, no ATS message header is used in text-body-part type A or text-body-part type B; otherwise, ATS message header is used; ATS message header in FTBP is excluded.)
- d) **Directory:** occurrence DIR optional
- e) **AMHS Security:** occurrence SEC optional

D.5.2.5 The AMC representation of user addresses is limited to the general attribute types authorized in ISO/IEC 10021-2, section 18.5, Table 10, for mnemonic-form addresses, and it also includes domain-defined attributes which are authorised by Doc 9880.

D.5.2.6 One data line is created for each AMHS User (direct/indirect).

### **D.5.3 Structure of the related AMC CSV file (Version 1.2)**

D.5.3.1 The title in the identification line is *UserCapabilitiesManagement*.

D.5.3.2 The header line contains the description of the record elements following in the Data line(s). The following elements are provided:

MD-common-name	(mandatory element)
user-common-name	(mandatory element)
AFTN-addr-ind	(mandatory element, upper case)
country-name	(mandatory element, upper case)
ADMD-name	(mandatory element, upper case)

PRMD-name	(mandatory element, upper case)
organization-name	(optional element)
organizational-unit-name1	(optional element)
organizational-unit-name2	(optional element)
organizational-unit-name3	(optional element)
organizational-unit-name4	(optional element)
common-name	(optional element)
surname	(optional element)
given-name	(optional element)
initials	(optional element)
generation-qualifier	(optional element)
dda1-type	(optional element)
dda1-val	(optional element)
dda2-type	(optional element)
dda2-val	(optional element)
dda3-type	(optional element)
dda3-val	(optional element)
dda4-type	(optional element)
dda4-val	(optional element)
profile-name	(mandatory element)

#### D.5.3.3 Example:

1.2;UserCapabilitiesManagement;OPER.130;17.10.2013 11:00:00;Operational;;18.10.2013 14:28:11  
MD-common-name;user-short-name;AFTN-addr-ind;country-name;ADMD-name;PRMD-  
name;organization-name;organizational-unit-name1;organizational-unit-name2;organizational-unit-  
name3;organizational-unit-name4;common-name;surname;given-name;initials;generation-  
qualifier;dda1-type;dda1-val;dda2-type;dda2-val;dda3-type;dda3-val;dda4-type;dda4-val;profile-name  
GERMANY;EDDDYFYA;EDDDYFYA;XX;ICAO;GERMANY;EDDD;EDDD;;;EDDDYFYA;;;;;;;;;  
;;;A64-EA  
AUSTRIA;LOOOYFYA;LOOOYFYA;XX;ICAO;AUSTRIA;LOVV;LOOO;;;LOOOYFYA;;;;;;;;;;;  
A64-F2048-EA-DIR

## D.6 Routing Table related CSV files (AFTN, CIDIN and AMHS)

### D.6.1 Relation to AMRD Part 1 – Documentation

D.6.1.1 The EUR/NAT Routing Directory (AMRD) Part I – Documentation contains the explanation of the tables used within the EUR AFTN/CIDIN/AMHS Routing Directory which are provided by the AMC. In Chapter 2 the detailed description of the elements is provided.

D.6.1.2 For those elements which are used in the CSV files only the description is provided as footnote(s).

### D.6.2 Structure of the AFTN Routing Table related AMC CSV file (Version 1.1)

D.6.2.1 The title in the identification line is *AFTNRoutingTable*.

D.6.2.2 The header line contains the description of the record elements following in the Data line(s). Following elements are provided:

COM Centre <sup>21</sup>	(mandatory element)
Matrix Version <sup>22</sup>	(optional element)
Destination	(mandatory element)
Current Or Planned	(mandatory element – either ‘C’ for current in service or ‘P’ for planned)
Main	(mandatory element – if ‘Main MTCU’ is ‘N’: 4 letters upper case, if ‘Main MTCU’ is ‘Y’: empty)
Main Protocol	(mandatory element – if ‘Main MTCU’ is ‘N’: AFTN or CIDIN, if ‘Main MTCU’ is ‘Y’: empty)
Main MTCU	(mandatory element – either ‘N’ for no routing or ‘Y’ for routing via the MTCU)
Alternate	(optional element)
Alternate Protocol	(optional element)
Alternate MTCU	(optional element – default entry ‘N’)
Coordination For Alternate	(optional element – default entry ‘N’)
Event Type	(optional element – entries only in case of Planned)
Planned Date	(optional element – entries only in case of Planned)

---

<sup>21</sup> represents the COM Centre concerned

<sup>22</sup> represents the Matrix version from which the table is derived

Description (optional element – entries only in case of Planned)

### D.6.2.3 Example:

```
1.1;AFTNRoutingTable;OPER.78;22.10.2009 11:00:00;Operational;;11.11.2009 14:25:15
COM Centre;Matrix Version;Destination;Current Or Planned;Main;Main Protocol;Main
MTCU;Alternate;Alternate Protocol;Alternate MTCU;Coordination For Alternate;Event Type;Planned
Date;Description
EDDD;OPER.78;A;C;EGGG;CIDIN;N;LIII;CIDIN;N;N
EDDD;OPER.78;BG;C;BICC;CIDIN;N;EGGG;CIDIN;N;Y
EDDD;OPER.78;BI;C;BICC;CIDIN;N;EGGG;CIDIN;N;Y
EDDD;OPER.78;BKPR;C;BICC;CIDIN;N;EGGG;CIDIN;N;Y
:
EDDD;OPER.78;EUCB;C;LFPY;CIDIN;N;;;N;N
EDDD;OPER.78;EUCH;C;EBBD;CIDIN;N;;;N;N
EDDD;OPER.78;EUECY;C;;;Y;LEEE;N;N
EDDD;OPER.78;EV;C;UUUU;CIDIN;N;EPWW;CIDIN;N;N
EDDD;OPER.78;EY;C;EPWW;CIDIN;N;UUUU;CIDIN;N;N
EDDD;OPER.78;F*;C;;;Y;LEEE;CIDIN;N;N
EDDD;OPER.78;FH;C;EGGG;CIDIN;N;BICC;CIDIN;N;N
EDDD;OPER.78;FJ;C;EGGG;CIDIN;N;;;N;N
:
EDDD;OPER.78;G*;C;;;Y;LEEE;CIDIN;N;N
EDDD;OPER.78;GV;C;LPPT;CIDIN;N;LEEE;CIDIN;N;N
:
EDDD;OPER.78;U*;C;UUUU;CIDIN;N;;;N;N
EDDD;OPER.78;UK;C;LKPR;CIDIN;N;UUUU;CIDIN;N;N
EDDD;OPER.78;UL;C;ULLL;CIDIN;N;;;N;N
EDDD;OPER.78;UM;C;UUUU;CIDIN;N;LKPR;CIDIN;N;N
EDDD;OPER.78;UMK;C;ULLL;CIDIN;N;UUUU;CIDIN;N;N
EDDD;OPER.78;V;C;EGGG;CIDIN;N;LIII;CIDIN;N;N
EDDD;OPER.78;W;C;EGGG;CIDIN;N;LIII;CIDIN;N;N
EDDD;OPER.78;Y;C;EGGG;CIDIN;N;LIII;CIDIN;N;N
EDDD;OPER.78;Z;C;EGGG;CIDIN;N;LIII;CIDIN;N;N
```

## D.6.3 Structure of the CIDIN Routing Table related AMC CSV file (Version 1.1)

D.6.3.1 The title in the identification line is *CIDINRoutingTable*.

D.6.3.2 The header line contains the description of the record elements following in the Data line(s). Following elements are provided:

COM Centre <sup>23</sup>	(mandatory element)
Matrix Version <sup>24</sup>	(optional element)
Destination	(mandatory element)
Current Or Planned	(mandatory element – either ‘C’ for current in service or ‘P’ for planned)

<sup>23</sup> represents the COM Centre concerned

<sup>24</sup> represents the Matrix version from which the table is derived



Main	(mandatory element)
Routing Cost	(mandatory element)
Alternate	(optional element)
Coordination For Alternate	(optional element – default entry ‘N’)
Event Type	(optional element – entries only in case of Planned)
Planned Date	(optional element – entries only in case of Planned)
Description	(optional element – entries only in case of Planned)

#### D.6.3.3 Example:

```

1.1;CIDINRoutingTable;OPER.78;22.10.2009 11:00:00;Operational;;11.11.2009 14:26:33
COM      Centre;Matrix      Version;Destination;Current      Or      Planned;Main;Routing
Cost;Alternate;Coordination For Alternate;Event Type;Planned Date;Description
EDDD;OPER.78;BICC;C;EKCH;10;EBBB;N
EDDD;OPER.78;EBBB;C;EBBB;10;EHAM;N
EDDD;OPER.78;EBBD;C;EBBD;10;LFPY;N
EDDD;OPER.78;EFHK;C;EKCH;10;EHAM;N
EDDD;OPER.78;EGGG;C;EHAM;10;EBBB;N
EDDD;OPER.78;EHAM;C;EHAM;10;EKCH;N
EDDD;OPER.78;EKCH;C;EKCH;10;EHAM;N
EDDD;OPER.78;ENHB;C;EKCH;10;EHAM;N
EDDD;OPER.78;EPWW;C;EKCH;10;LKPR;N
EDDD;OPER.78;ESSS;C;EKCH;10;EHAM;N
EDDD;OPER.78;LBSF;C;LKPR;10;LOOO;N
EDDD;OPER.78;LCNC;C;LOOO;10;LSSS;N
EDDD;OPER.78;LDDD;C;LOOO;10;LSSS;N
EDDD;OPER.78;LEEE;C;LEEE;10;LFLF;N
EDDD;OPER.78;LFLF;C;LFLF;10;LSSS;N
EDDD;OPER.78;LFPY;C;LFPY;10;EBBD;N
EDDD;OPER.78;LGGG;C;LOOO;10;LSSS;N
EDDD;OPER.78;LIII;C;LSSS;10;LOOO;N
EDDD;OPER.78;LKPR;C;LKPR;10;LOOO;N
EDDD;OPER.78;LLBG;C;LOOO;10;LSSS;N
EDDD;OPER.78;LOOO;C;LOOO;10;LSSS;N
EDDD;OPER.78;LPPT;C;LEEE;10;LFLF;N
EDDD;OPER.78;LRBB;C;LOOO;10;LKPR;N
EDDD;OPER.78;LSSS;C;LSSS;10;LFLF;N
EDDD;OPER.78;LTAC;C;LOOO;10;LKPR;N
EDDD;OPER.78;LZIB;C;LOOO;10;LKPR;N
EDDD;OPER.78;ULLL;C;UUUU;10;EKCH;N
EDDD;OPER.78;UUUU;C;UUUU;10;LOOO;N

```

### D.6.4 Structure of the AMHS Routing Table related AMC CSV file (Version 1.1)

D.6.4.1 The title in the identification line is *AMHSRoutingTable*.

D.6.4.2 The header line contains the description of the record elements following in the Data line(s). Following elements<sup>25</sup> are provided:

COM Centre <sup>26</sup>	(mandatory element)
Matrix Version <sup>27</sup>	(optional element)
Destination C	(mandatory element)
Destination ADMD	(mandatory element)
Destination PRMD	(mandatory element)
Destination O	(optional element)
Current Or Planned	(mandatory element – either ‘C’ for current in service or ‘P’ for planned)
Main	(mandatory element – if ‘Main MTCU’ is ‘N’: 4 letters upper case, if ‘Main MTCU’ is ‘Y’: empty)
Main MTCU	(mandatory element – either ‘N’ for no routing or ‘Y’ for routing via MTCU)
Alternate	(optional element)
Alternate MTCU	(mandatory element – either ‘N’ for no routing or ‘Y’ for routing via MTCU)
Coordination For Alternate	(optional element – default entry ‘N’)
Comments	(optional element – under responsibility of CCC Operator/External COM Operator)

*Note.– The content of this field can be proposed by the AMC Operator initially or provided/maintained by the concerned CCC/External COM Operator to the AMC Operator using an AMC import file.*

Event Type	(optional element – entries only in case of Planned)
Planned Date	(optional element – entries only in case of Planned)
Description	(optional element – entries only in case of Planned)

D.6.4.3 Example:

1.1;AMHSRoutingTable;OPER.78;22.10.2009 11:00:00;Operational;;11.11.2009 14:26:49

<sup>25</sup> A more detailed description of the elements is provided in the AMRD Part1 – Documentation, Chapter 2.

<sup>26</sup> represents the COM Centre concerned

<sup>27</sup> represents the Matrix version from which the table is derived

COM Centre;Matrix Version;Destination C;Destination ADMD;Destination PRMD;Destination  
O;Current Or Planned;Main;Main MTCU;Alternate;Alternate MTCU;Coordination For  
Alternate;Comments;Event Type;Planned Date;Description  
EDDD;AMHS78.27;XX;ICAO;AENA;;C;LEEE;N;;Y;N;  
EDDD;AMHS78.27;XX;ICAO;BOLIVIA;;C;LEEE;N;;Y;N;  
EDDD;AMHS78.27;XX;ICAO;CHILE;;C;LEEE;N;;Y;N;  
EDDD;AMHS78.27;XX;ICAO;COLOMBIA;;C;LEEE;N;;Y;N;  
EDDD;AMHS78.27;XX;ICAO;ECUADOR;;C;LEEE;N;;Y;N;  
EDDD;AMHS78.27;XX;ICAO;FA;;C;LEEE;N;;Y;N;  
EDDD;AMHS78.27;XX;ICAO;FB;;C;LEEE;N;;Y;N;  
EDDD;AMHS78.27;XX;ICAO;FC;;C;LEEE;N;;Y;N;  
EDDD;AMHS78.27;XX;ICAO;FD;;C;LEEE;N;;Y;N;  
EDDD;AMHS78.27;XX;ICAO;FE;;C;LEEE;N;;Y;N;  
EDDD;AMHS78.27;XX;ICAO;FG;;C;LEEE;N;;Y;N;  
EDDD;AMHS78.27;XX;ICAO;FI;;C;LEEE;N;;Y;N;  
EDDD;AMHS78.27;XX;ICAO;FK;;C;LEEE;N;;Y;N;  
EDDD;AMHS78.27;XX;ICAO;FL;;C;LEEE;N;;Y;N;  
EDDD;AMHS78.27;XX;ICAO;FM;;C;LEEE;N;;Y;N;  
EDDD;AMHS78.27;XX;ICAO;FME;;C;LEEE;N;;Y;N;  
EDDD;AMHS78.27;XX;ICAO;FO;;C;LEEE;N;;Y;N;  
EDDD;AMHS78.27;XX;ICAO;FRENCH GUIANA;;C;LEEE;N;;Y;N;  
EDDD;AMHS78.27;XX;ICAO;FS;;C;LEEE;N;;Y;N;  
EDDD;AMHS78.27;XX;ICAO;FT;;C;LEEE;N;;Y;N;  
EDDD;AMHS78.27;XX;ICAO;FV;;C;LEEE;N;;Y;N;  
EDDD;AMHS78.27;XX;ICAO;FX;;C;LEEE;N;;Y;N;  
EDDD;AMHS78.27;XX;ICAO;FY;;C;LEEE;N;;Y;N;  
EDDD;AMHS78.27;XX;ICAO;FZ;;C;LEEE;N;;Y;N;  
EDDD;AMHS78.27;XX;ICAO;GA;;C;LEEE;N;;Y;N;  
EDDD;AMHS78.27;XX;ICAO;GB;;C;LEEE;N;;Y;N;  
EDDD;AMHS78.27;XX;ICAO;GF;;C;LEEE;N;;Y;N;  
EDDD;AMHS78.27;XX;ICAO;GG;;C;LEEE;N;;Y;N;  
EDDD;AMHS78.27;XX;ICAO;GL;;C;LEEE;N;;Y;N;  
EDDD;AMHS78.27;XX;ICAO;GM;;C;LEEE;N;;Y;N;  
EDDD;AMHS78.27;XX;ICAO;GO;;C;LEEE;N;;Y;N;  
EDDD;AMHS78.27;XX;ICAO;GQ;;C;LEEE;N;;Y;N;  
EDDD;AMHS78.27;XX;ICAO;GS;;C;LEEE;N;;Y;N;  
EDDD;AMHS78.27;XX;ICAO;GU;;C;LEEE;N;;Y;N;  
EDDD;AMHS78.27;XX;ICAO;GUYANA;;C;LEEE;N;;Y;N;  
EDDD;AMHS78.27;XX;ICAO;PERU;;C;LEEE;N;;Y;N;  
EDDD;AMHS78.27;XX;ICAO;SA;;C;LEEE;N;;Y;N;  
EDDD;AMHS78.27;XX;ICAO;SB;;C;LEEE;N;;Y;N;  
EDDD;AMHS78.27;XX;ICAO;SG;;C;LEEE;N;;Y;N;  
EDDD;AMHS78.27;XX;ICAO;SURINAME;;C;LEEE;N;;Y;N;  
EDDD;AMHS78.27;XX;ICAO;URUGUAY;;C;LEEE;N;;Y;N;  
EDDD;AMHS78.27;XX;ICAO;VENEZUELA;;C;LEEE;N;;Y;N;

**END of Appendix D**

## **E. Appendix E – Short term Procedures for Global AMHS Address Coordination**

### **E.1 Introduction**

E.1.1 The short-term procedures for global AMHS address coordination were developed by the air traffic services (ATS) message handling system (AMHS) Inter-Regional Coordination Team (in short, the IRC Team) formed to address inter-regional air traffic services (ATS) message handling system (AMHS) issues under coordination by the ICAO European and North Atlantic Office (Paris) (EUR/NAT) Office, with the endorsement of the European Air Navigation Planning Group (EANPG).

E.1.2 These procedures were adopted by ICAO and included in the State letter ([7] AN 7/49.1-09/34 from 14th of April 2009).

E.1.3 The overall goal of these procedures is to ensure for the short-term that the global AMHS address management is performed in a consistent manner, both from an operational viewpoint and from an official (institutional) viewpoint.

E.1.4 For the medium and long-term a task force will be set up by the Air Navigation Bureau to develop appropriate recommendations regarding the future evolution of AMHS address management, including the potential establishment of management centres in ICAO Regions, if needed. This task force should be composed of representatives of ICAO Contracting States in various regions.

### **E.2 Background on Global AMHS Address Management in the short-term using AMC**

E.2.1 The approach for global AMHS address management in the short-term is the following:

- a) for operational purposes, there is an agreement to use the AMC in the short-term by the European (EUR) and the Asia/Pacific (ASIA/PAC) Regions, as well as by the United States Federal Aviation Administration (FAA). Other regions which have not discussed AMHS management so far should be encouraged to use the AMC as soon as they start studying AMHS implementation; and
- b) for institutional aspects, ICAO intends to publish, on its web site, an official version of the register.

E.2.2 Furthermore, the official ICAO Register and the operational AMC contain the same data and must be periodically aligned.

E.2.3 The working arrangements proposed in this paper are designed for a global AMHS address management using AMC. This implies that **the use of AMC should be strongly recommended to every ICAO Contracting State worldwide, as soon as there is an AMHS project or implementation in that State.** The procedures rely upon the fact that all States be involved in AMHS, i.e. all States which may declare changes in AMHS addressing are AMC users.

E.2.4 The basis for these procedures should be that AMC is used operationally and that ICAO Headquarters publishes the AMHS MD Register officially on its website using AMC data.

## **E.3 Scope of envisaged AMHS Address Changes**

E.3.1 The possible changes in AMHS addresses which need to be managed as part of the AMHS address management are classified in two categories and include the following modifications:

- a) Major changes (should not be frequent):
  - 1) Modification<sup>28</sup> of PRMD-name,
  - 2) Change of addressing scheme, among those defined in ICAO Doc 9880, from “XF” to “CAAS” or vice-versa (less likely to happen);
- b) Minor changes (expected to be more frequent):
  - 1) Modifications in CAAS table (associations between Location Indicator – “OU” address attribute value and “O” address attribute value).

E.3.2 Major changes have either an institutional impact or a major operational impact.

E.3.3 Minor changes have only an operational impact, which may be much more limited, depending on the magnitude of changes which may be roughly assessed on the basis of:

- a) the number of Location Indicators impacted by the change; and/or
- b) the frequency of messages to/from users in the locations of which the Location Indicators are impacted.

E.3.4 Exceptionally, a minor change may have an institutional impact. However this should be very rare and as no specific procedure is defined for this such situations will be handled case by case on an ad hoc basis.

## **E.4 Assumptions related to the procedures**

### **E.4.1 Official interactions**

E.4.1.1 Major changes, due to their institutional impact or major operational impact, must be subject to official interactions between the States and ICAO. These interactions are assumed to be based on the exchange of written documents by fax or letter. Pro formas for such documents are provided in Appendix F.

### **E.4.2 Systems**

E.4.2.1 In the short-term, only two systems are available to contribute to AMHS address management, as mentioned above:

- a) the AMC implemented by EUROCONTROL under the aegis of the ICAO EUR Office (Paris), for all operational purposes, following an EANPG/45 conclusion; and

---

<sup>28</sup> The term “modification” should be understood here in a general way, meaning addition, modification or deletion.

- b) the ICAO AMHS MD Register, for official purposes. This system is loaded with AMC data to ensure consistency with the operational status of the AMHS network.

### **E.4.3      Participants**

E.4.3.1    The procedures rely upon the fact that all States/ANSPs involved in AMHS participate in AMC activity. Participants to the procedures are expected to be:

- a) States, both as the potential initiators of changes in AMHS addressing and as implementers of AMHS systems. The notion of “State” therefore includes:
  - 1)      the people in charge of official declarations, for major changes;
  - 2)      Cooperating COM Centre (CCC) Operators<sup>29</sup> in charge of operational management of AMHS. They use AMC data to configure their message switches and AFTN/AMHS gateways;
  - 3)      Other AMC users, such as AMHS project managers, engineers involved in AMHS projects, COM Centre personnel, etc.;
- b) ICAO Regional Offices as a possible interface for the States in each ICAO Region. The regional office is represented by the CNS Officer;
- c) ICAO Headquarters, represented by the Air Navigation Bureau and more specifically (if needed) by its Communications, Navigation and Surveillance/Aeronautical Information Resource Services Section (CNS/AIRS) Section;
- d) AMC Operators, responsible for overall operation of the AMC and of associated procedures.

---

<sup>29</sup> In the current AMC terminology, the term CCC is limited to Europe, and External COM Centre is used for States outside Europe. This distinction should disappear, and the terminology/documentation should be updated, when global use of AMC is started based on these procedures.

## E.5 Procedure for major changes

E.5.1 A simplified diagram of the proposed procedure for major changes is provided in

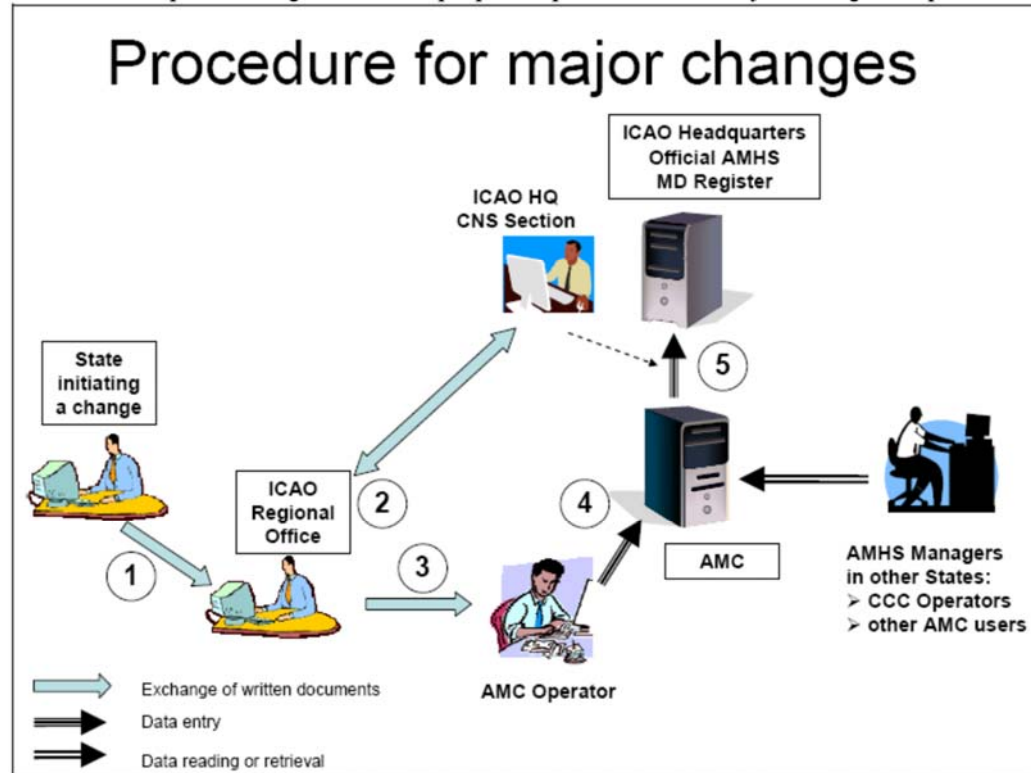


Figure 12. The main stages are as follows:

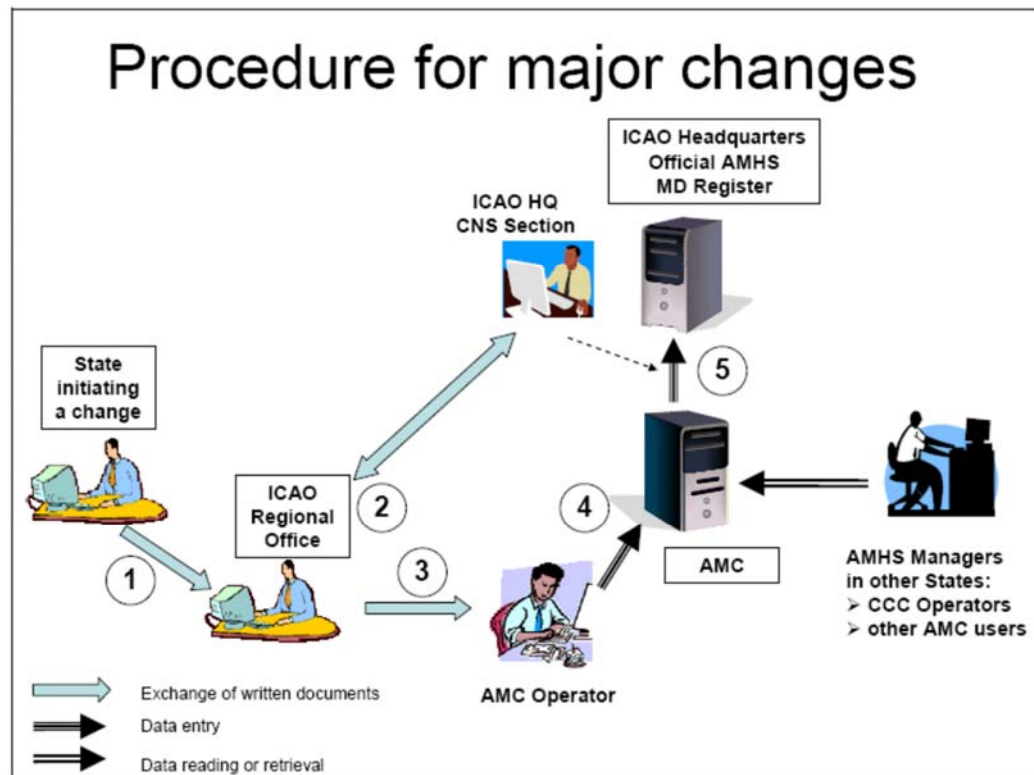
1. an accredited person in the considered State declares the change to ICAO, using a standard written pro forma – “ICAO” in this case means the regional office for the ICAO Region where the State is located. The pro forma includes the applicability date of the change (an AIRAC date);
2. the CNS Officer in the regional office, in coordination with ICAO Headquarters as appropriate<sup>30</sup>, validates the acceptability of the declared change from an official and institutional viewpoint;
3. after validation, the CNS Officer forwards the declaration of change to the AMC operator, using appropriate means such as fax, e-mail, etc. (different from data entry in AMC);
4. the AMC operator enters data in the AMC based on the input received from the regional office, at the appropriate time considering the applicability date of the change and using the AMC operational procedures;

<sup>30</sup> e.g., to ensure global uniqueness of a requested PRMD-name with respect to other requests under consideration in other regions.

5. at the date of applicability, i.e. at each AIRAC cycle date, the ICAO Headquarters CNS/AIRS Section retrieves an AMHS address management export file from the AMC and uploads it to the ICAO Official AMHS MD Register.

E.5.2 Steps 3 to 5 are performed as part of the normal AMC operation. This means that, in parallel with this process, standard AMC procedures are followed by the AMC operator and by AMHS managers in other States. The CCC operators exploit the AMC data reflecting the change, together with other AMHS management data, to update their systems.

E.5.3 At each stage, coordination may take place, if needed, between the different parties involved to ensure the correctness of the proposed change.



**Figure 12: Procedure to handle major AMHS address changes**



## E.6 Procedure for minor changes

E.6.1 A simplified diagram of the proposed procedure for minor changes is provided in

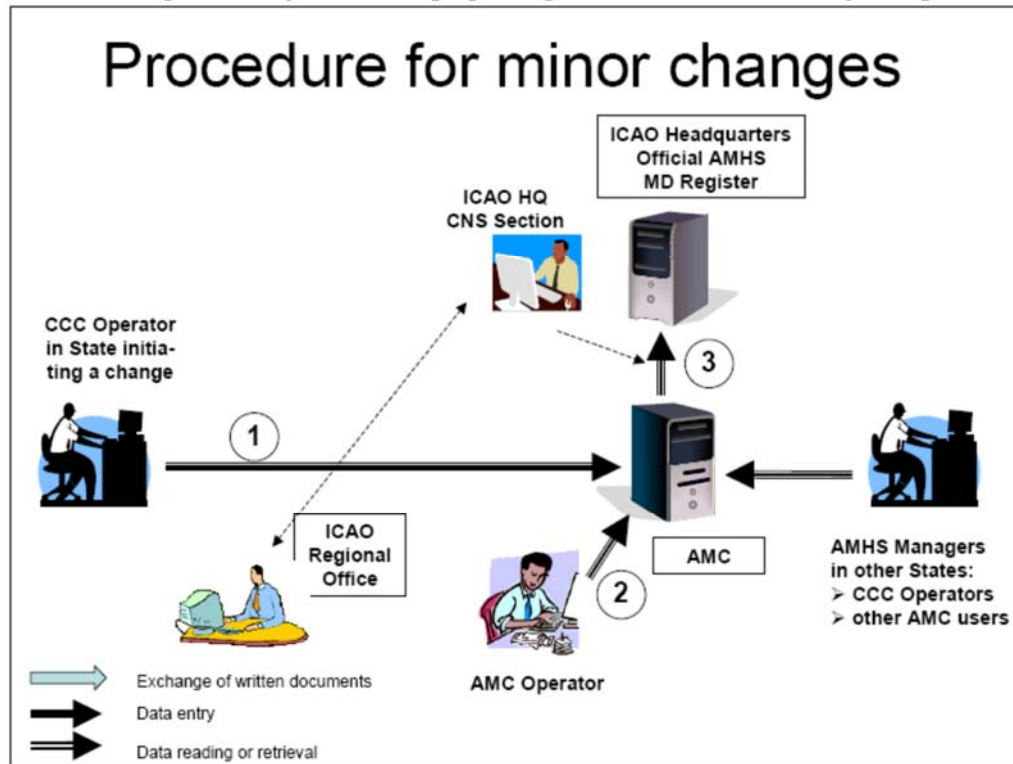


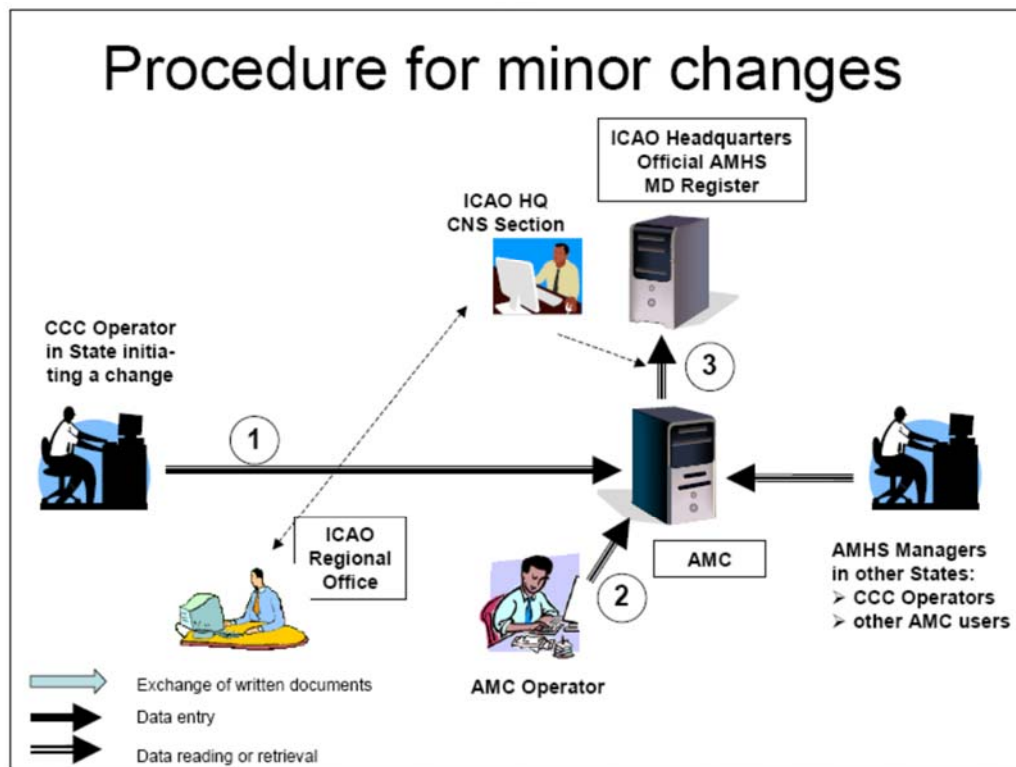
Figure 13. The main stages are as follows:

1. the CCC operator in the considered State enters data corresponding to the intended change in the AMC, using the standard AMC operational procedures, taking into account the applicability date of the change (an AIRAC date);
2. the AMC operator performs the standard AMC operational procedures, such that the status of changed data is passed to “operational” at the applicability date;
3. at the date of applicability, i.e. at each AIRAC cycle date, the ICAO HQ CNS/AIRS Section retrieves an AMHS address management export file from the AMC and uploads it to the ICAO Official AMHS MD Register (this is identical to stage 5 in the procedure for major changes).

E.6.2 This is performed as part of normal AMC operation. This means that in parallel with this process, standard AMC procedures are followed by the CCC operators and other AMC users to exploit the AMC data reflecting the change, together with other AMHS management data, to update their systems.

E.6.3 At each stage, coordination may take place if needed between the different parties involved, and with the CNS Officer in the regional office if needed<sup>31</sup>, to ensure the correctness of the proposed change.

<sup>31</sup>The regional office needs to be involved only in exceptional cases, such as institutional impact of a minor change.



*Figure 13: Procedure to handle minor AMHS address changes*

**END of Appendix E**

**F. Appendix F – Pro forma for modification of AMHS MD Identifier and/or Addressing Scheme (major change)**

Part 1: Modification of PRMD-name Registration

State: .....

Nationality letters: .....

PRMD-name registered before modification: .....

Please consider the following options in case of modification:

Option A: the PRMD-name to be the following reserved identifier.

Option B: the PRMD-name to be modified as proposed below, after validation by the Secretariat.

Option C: the PRMD-name to remain unchanged (only the addressing scheme is modified, see Part 2).

Please specify your choice (A, B or C):

☐

If choice is B, please specify the proposed

PRMD-name identifier:

P =

Proposed applicability date for the modification (an AIRAC date): .....

Name of organization managing the AMHS MD (if applicable): .....

The contact point: .....

Postal/electronic mail address and telephone/fax number: .....

Additional comments:

**Pro forma for modification of AMHS MD Identifier and/or  
Addressing Scheme (major change)                      page - 2 -**

Part 2: Modification of declaration of addressing scheme

State: .....

Nationality letters: .....

PRMD-name registered before modification: .....

Addressing scheme declared before modification: .....

Please select one of the following options in case of modification:

Choice A:        AMHS user addresses to be allocated by application of the (recommended) CAAS addressing scheme in the AMHS MD operated in the above State.

Choice B:        AMHS user addresses to be allocated by application of the (default) XF addressing scheme in the AMHS MD operated in the above State.

Choice C:        the addressing scheme to remain unchanged (only the PRMD-name is modified, ☐ see Part 1).

Please specify your choice (A, B or ☐ C):

If choice is A (CAAS), please fill in the following table for all Location Indicators found in Doc 7910 under the above nationality letters.

Organization-name for the group of locations	Location Indicators

(table to be expanded as appropriate)

**Pro forma for modification of AMHS MD Identifier and/or  
Addressing Scheme (major change)                      page - 3 -**

Proposed applicability date for the modification (an AIRAC date): .....

Name of organization managing the AMHS MD (if applicable): .....

The contact point: .....

Postal/electronic mail address and telephone/fax number: .....

**END of Appendix F**